

2024

# B2B CATALOGUE RV

DOMETIC PRODUCTS FOR BUSINESS CUSTOMERS

 DOMETIC



# WELCOME TO THE DOMETIC B2B COLLECTION

The 2024 edition of the popular Dometic B2B RV catalogue is packed with well-proven classics and attractive innovations. Discover the new FreshJet FJX7 series, which sets new benchmarks in RV air conditioning with its quiet and energy-efficient inverter compressor technology! Combined with our smart rooftop ventilation system and our new combo heaters for cabin air and warm water, it enables an entirely new level of comfort in recreational vehicles.

Also worth a closer look is our new generation of compressor refrigerators. And, last but not least, our professional range of solar panels and lithium battery systems, which addresses the increasing consumer demand for self-sufficient mobile power supply systems.



## DOMETIC B2B RV CATALOGUE 2024

# YOUR HANDY SALES ASSISTANT

Many of our business clients have come to appreciate the Dometic B2B RV catalogue as a practical sales tool. It includes the most popular Dometic products for motorhomes, caravans and campervans – complete with all important features, functions and technical specifications. A key topic this year is the new FreshJet FJX7 generation of RV roof air conditioners – complemented by energy-efficient product innovations for ventilation and heating. Also new in 2024 is the NRX series of compressor refrigerators. Needless to say, solar modules and lithium battery systems continue to take center stage in our B2B collection.

**Go on a journey of discovery, and find out what our new B2B catalogue holds in store for you and your customers!**



---

## CLIMATE

### CLIMATE CONTROLL

Rooftop air conditioners	9 – 15
Under-bench air conditioner	17 – 18
Accessories for air conditioners	18 – 19
Gas/electric heater	20 – 21

### AWNINGS

Wall awnings	24 – 25
Roof awnings	26 – 27
Awning solutions for panel vans	28 – 31
Awnings accessories	32 – 41

### WINDOWS

Windows & rooflights	46 – 59
Blind systems and fly screens	60 – 65
Accessories	66
Service hatches	67

---

## FOOD & BEVERAGE

### COOLERS

Compressor coolers	70 – 83
Thermoelectric coolers	84 – 87
Absorption coolers	88 – 89
Passive coolers	90 – 101

### REFRIGERATION

Absorption refrigerators	104 – 113
Compressor refrigerators	114 – 125

### COOKING

Ovens, hobs & sinks	128 – 134
Kitchen accessories	135
Cooker hoods	136 – 137
Coffee makers	138 – 139
Microwave ovens	140 – 141

---

## POWER & CONTROL

### ENERGY

Battery chargers & battery care	144 – 147
Voltage converters & charging converters	148 – 151
Inverters	152 – 154
Controls & panels	155
Generators	156 – 161
Power supplies for coolers and refrigerators	162 – 163

### LIGHTS

LED lights	164 – 167
------------	-----------

### DOMESTIC NDS

Battery chargers	170 – 177
Solar panles	178 – 185
Management & control	186 – 195
Inverters	196 – 201
Batteries	202 – 209

---

## SAFETY & SECURITY

### DRIVER SUPPORT

Cameras	212 – 219
Monitors	220 – 222
Adapters and accessories	223

---

## HYGIENE & SANITATION

### SANITATION

Toilets	226 – 228
---------	-----------

### CLEANING ACCESSORIES

Cleaning accessories	229 – 230
Hygiene accessories	231

---

## DOMETIC ON THE INTERNET

Here you will find the complete Dometic program range with detailed information on all our products. There are also interesting facts about our company and links for downloading all the catalogues.

**DOMETIC.COM**

# CLIMATE CONTROL

PERFECT CLIMATE FOR RVS





## ROOFTOP AIR CONDITIONERS

Space-saving installation on the roof: air conditioner replaces the roof window. The Dometic FreshJet range includes models for every size of RV. Our FreshLight model integrates a window for natural light from above.

Page 9 – 15



## UNDER-BENCH AIR CONDITIONER

Installation in a storage compartment – the vehicle’s roof load, outside dimensions and centre of gravity are not affected. Our FreshWell 3000 model comes with energy-efficient heat pump technology for cooling and heating.

Page 16 – 17



## ACCESSORIES FOR AIR CONDITIONERS

Our DC kits enable operation while driving. Their high-quality inverter generates a pure sine wave voltage – for supplying air conditioners or other electrical devices. Remote control included as standard.

Page 18 – 19



## GAS/ELECTRIC HEATER

Compact gas/electric heaters with two separate heating chambers, one for cabin air and one for warm water. After an active day in the great outdoors, come back to a warm and comfortable cabin with enough hot water for you and your friends to take a shower

Page 20 – 21



## Installation on the roof or in a storage compartment

Recreational vehicles offer two places where the installation of an air conditioner makes sense from a technical and practical point of view: on the roof or in the storage compartment. The Dometic range provides well-engineered solutions for all installation conditions.

Roof air conditioners use the physical principle that cold air sinks. The cold air streams can be directed into the vehicle's living area in an energy-saving manner and without performance loss.

Roof air conditioners typically replace the roof window. For those who don't want to sacrifice the roof light, we recommend our FreshLight model, which integrates a window.

Under-bench air conditioners are fitted in the storage compartment – ideal for applications where installation on the roof is out of the question. The air is distributed through air outlets, which can be placed in the room as required to get a tailor-made climate control solution.

## Overview\* of air conditioners by vehicle type and lengths



AIR CONDITIONER	Roof air conditioners FreshJet						Roof air conditioner with window FreshLight	Under-bench air conditioner FreshWell
	FJX4 1500M	FJX4 1700	FJX4 2200	FJX7 2200	FJX7 3000	FJX7 3500	FL 2200	FW 3000
<b>CARAVAN</b>								
up to 5.5 m	•	–	–	–	–	–	–	–
up to 6 m	–	•	–	–	–	–	–	–
up to 7 m	–	–	•	•	–	–	•	•
up to 8 m	–	–	–	–	•	–	–	•
from 8 m	–	–	–	–	–	•	–	–
<b>RECREATIONAL VEHICLES</b>								
up to 5.5 m	•	–	–	–	–	–	–	–
up to 6 m	–	•	–	–	–	–	•	–
up to 7 m	–	–	•	•	–	–	–	•
up to 8 m	–	–	–	–	•	–	–	•
from 8 m	–	–	–	–	–	•	–	–
<b>PANEL VAN</b>								
up to 6 m	•	–	–	–	–	–	–	–
up to 6.50 m	–	•	–	–	–	–	–	–

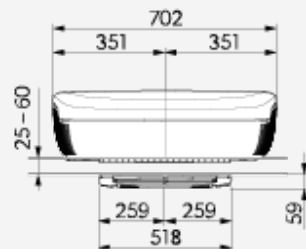
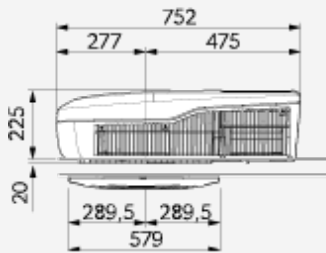
\*The overview features typical recommendations ideal for vehicles. The classes of air conditioners may vary according to the vehicle type and insulation.



## Dometic FreshJet FJX4 1500M

2.13

Roof air conditioner, 1500 W, manual controls

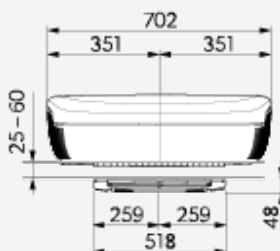
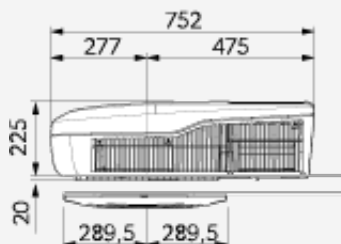


<b>Best for vehicle length</b>	max. 5.5 m
<b>Cooling capacity</b>	1500 W
<b>Operating temperature</b>	-2°C to +52°C
<b>Consumption</b>	3,1 A
<b>Input voltage</b>	220 - 240 V AC / 50 Hz
<b>Required circuit protection</b>	4 A
<b>Refrigerant</b>	R410a
<b>Refrigerant quantity</b>	380 g
<b>CO<sub>2</sub> equivalent</b>	0.793 t
<b>Global warming potential (GWP)</b>	2088
<b>Dimensions (W x H x D)</b>	
<b>External</b>	752 x 225 x 702 mm
<b>Internal</b>	579 x 59 x 518 mm
<b>Roof opening (W x D)</b>	400 x 400 mm
<b>Roof thickness</b>	25 - 60 mm
<b>Weight</b>	25.8 kg
<b>Quality Features</b>	<ul style="list-style-type: none"> <li>• Quickly cools the vehicle interior and dehumidifies the air</li> <li>• Pleasantly quiet operation for a comfortable rest and a peaceful night's sleep</li> <li>• Entry-level model with manual controls – designed for small and medium-sized motorhomes</li> <li>• Optimised air distribution unit – increased airflow and less noise</li> <li>• Reusable dust filter – easy to remove for cleaning</li> <li>• Lightweight design helps save fuel</li> <li>• Extremely durable and robust design</li> <li>• Quiet and smooth start-up of the air conditioner even on stands with undervoltage protection.</li> </ul>
<b>/ Air distribution box</b>	
<b>Number of air vents</b>	2 (front/rear)
<b>Air flow</b>	341 m <sup>3</sup> /h
<b>Number of blower speeds</b>	3 (3 cooling and 3 ventilation)
<b>Remote control</b>	no
<b>Weight</b>	4.2 kg
<b>Test marks</b>	E-approved to EMC / automotive directive
<b>Product</b>	<b>Ref. No.</b>
Dometic FreshJet FJX4 1500M, white	9600050998
Dometic FreshJet FJX4 1500M, black	9600050999
Dometic FreshJet FJX ADBM Air distributor box, manual control	9620000074
<b>/ Optional extras</b>	
Adapter frame for the FreshJet models in roof openings which exceed the standard opening size of 400 x 400 mm	9103500476

## Dometic FreshJet FJX4 1700

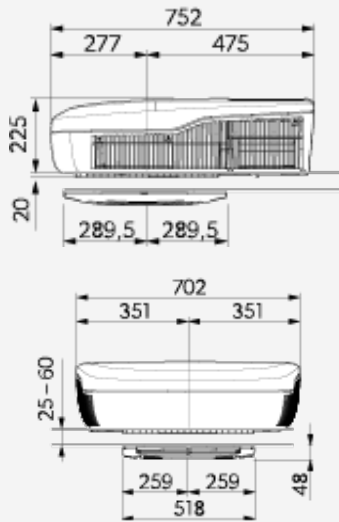
Roof air conditioner, 1700 W, electronic controls

	<b>Best for vehicle length</b>	max. 6 m
	<b>Cooling capacity</b>	1700 W
	<b>Heating capacity</b>	800 W
	<b>Operating temperature</b>	-2°C to +52°C
	<b>Consumption</b>	
	<b>Cooling</b>	3,4 A
	<b>Heating mode</b>	3,7 A
	<b>Input voltage</b>	220 - 240 V AC / 50 Hz
	<b>Required circuit protection</b>	
	<b>Cooling &amp; Heating mode</b>	4 A
<b>Refrigerant</b>	R32	
<b>Refrigerant quantity</b>	320 g	
<b>CO<sub>2</sub> equivalent</b>	0.216 t	
<b>Global warming potential (GWP)</b>	675	
<b>Dimensions (W x H x D)</b>		
<b>External</b>	752 x 225 x 702 mm	
<b>Internal</b>	579 x 48 x 518 mm	
<b>Roof opening (W x D)</b>	400 x 400 mm	
<b>Roof thickness</b>	25 - 60 mm	
<b>Weight</b>	29 kg	
<b>Quality Features</b>	<ul style="list-style-type: none"> <li>• Superior cooling performance – the cabin is cooled down in record time</li> <li>• Quieter than other roof air conditioners available in the market</li> <li>• Superior energy efficiency – reduced power consumption</li> <li>• CleanAir air purifier system – keeps your motorhome smelling fresh and clean</li> <li>• Remote control included as standard</li> <li>• Compatible with Dometic smart phone app</li> <li>• Air distribution box with touch control panel and integrated ambient light (to be ordered separately)</li> <li>• Quiet and smooth start-up of the air conditioner even on stands with undervoltage protection.</li> </ul>	
<b>/ Air distribution box</b>		
<b>Number of air vents</b>	2 (front/rear)	
<b>Air flow</b>	318 m <sup>3</sup> /h	
<b>Number of blower speeds</b>	4	
<b>Remote control</b>	yes	
<b>Weight</b>	3.9 kg	
<b>Test marks</b>	E-approved to EMC / automotive directive	
<b>Product</b>	<b>Ref. No.</b>	
Dometic FreshJet FJX4 1700, white	9600051000	
Dometic FreshJet FJX4 1700, black	9600051001	
Dometic FreshJet FJX ADBD Air distributor box, electronic control panel, LED lighting	9600051008	
<b>/ Optional extras</b>		
Adapter frame for the FreshJet models in roof openings which exceed the standard opening size of 400 x 400 mm	9103500476	
Dometic DC Kit DSP-T 12, 12 V	9600007286	
Dometic DC Kit DSP-T 24, 24 V	9600007287	



## Dometic FreshJet FJX4 2200

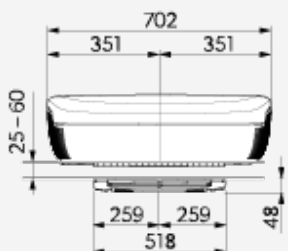
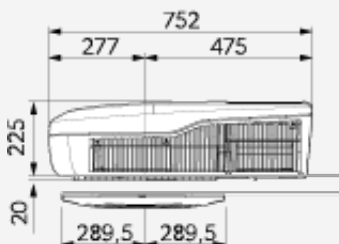
Roof air conditioner, 2200 W, electronic controls



<b>Best for vehicle length</b>	max. 7 m
<b>Cooling capacity</b>	2200 W
<b>Heating capacity</b>	1000 W
<b>Operating temperature</b>	-2°C to +52°C
<b>Consumption</b>	
Cooling	4,6 A
Heating mode	4,4 A
<b>Input voltage</b>	220 - 240 V AC / 50 Hz
<b>Required circuit protection</b>	
Cooling & Heating mode	5 A
<b>Refrigerant</b>	R32
<b>Refrigerant quantity</b>	360 g
<b>CO<sub>2</sub> equivalent</b>	0.243 t
<b>Global warming potential (GWP)</b>	675
<b>Dimensions (W x H x D)</b>	
External	752 x 225 x 702 mm
Internal	579 x 48 x 518 mm
<b>Roof opening (W x D)</b>	400 x 400 mm
<b>Roof thickness</b>	25 - 60 mm
<b>Weight</b>	30.4 kg
<b>Quality Features</b>	<ul style="list-style-type: none"> <li>• Superior cooling performance – the cabin is cooled down in record time</li> <li>• Quieter than other roof air conditioners available in the market</li> <li>• Superior energy efficiency – reduced power consumption</li> <li>• CleanAir air purifier system – keeps your motorhome smelling fresh and clean</li> <li>• Remote control included as standard</li> <li>• Compatible with Dometic smart phone app</li> <li>• Air distribution box with touch control panel and integrated ambient light (to be ordered separately)</li> <li>• Quiet and smooth start-up of the air conditioner even on stands with undervoltage protection.</li> </ul>
<b>/ Air distribution box</b>	
<b>Number of air vents</b>	2 (front/rear)
<b>Air flow</b>	350 m <sup>3</sup> /h
<b>Number of blower speeds</b>	4
<b>Remote control</b>	yes
<b>Weight</b>	3.9 kg
<b>Test marks</b>	E-approved to EMC / automotive directive
<b>Product</b>	<b>Ref. No.</b>
Dometic FreshJet FJX4 2200, white	9600051002
Dometic FreshJet FJX4 2200, black	9600051003
Dometic FreshJet FJX ADBD Air distributor box, electronic control panel, LED lighting	9600051008
<b>/ Optional extras</b>	
Adapter frame for the FreshJet models in roof openings which exceed the standard opening size of 400 x 400 mm	9103500476
Dometic DC Kit DSP-T 12, 12 V	9600007286
Dometic DC Kit DSP-T 24, 24 V	9600007287

## Dometic FreshJet FJX7 2200

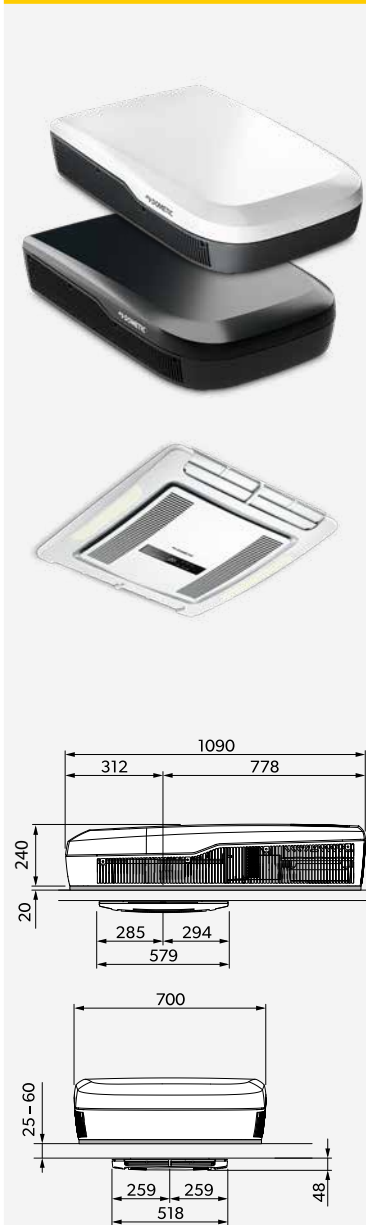
Roof air conditioner, 2200 W, electronic inverter compressor



<b>Best for vehicle length</b>	Max. 7 m
<b>Cooling capacity</b>	2200 W
<b>Heating capacity</b>	2000 W
<b>Operating temperature</b>	-2 °C to +52 °C
<b>Consumption</b>	
Cooling	5,9 A
Heating mode	3,7 A
<b>Input voltage</b>	220 – 240 V AC / 50 Hz
<b>Required circuit protection</b>	
Cooling & Heating mode	6 A
<b>Refrigerant</b>	R32
<b>Refrigerant quantity</b>	400 g
<b>CO<sub>2</sub> equivalent</b>	0.270 t
<b>Global warming potential (GWP)</b>	675
<b>Dimensions (W x H x D)</b>	
External	752 x 225 x 702 mm
Internal	579 x 48 x 518 mm
<b>Roof opening (W x D)</b>	400 x 400 mm
<b>Roof thickness</b>	25–60 mm
<b>Weight</b>	28,8 kg
<b>Quality Features</b>	<ul style="list-style-type: none"> <li>• Aerodynamically shaped rooftop unit with eye-catching LED light curve</li> <li>• Thanks to inverter technology, the motorhome, caravan or campervan is cooled down in record time</li> <li>• With its variable compressor speed, the FJX7 operates silently while maintaining the desired temperature</li> <li>• Reduced power consumption thanks to the advanced variable speed compressor and heat pump technology</li> <li>• Effectively reduces bacteria and odours to keep your RV smelling fresh and clean</li> <li>• Control your Roof air conditioner conveniently from your smartphone.</li> <li>• Quiet and smooth start-up of the air conditioner even on stands with undervoltage protection.</li> </ul>
<b>/ Air distribution box</b>	
<b>Number of air vents</b>	2 (front/rear)
<b>Air flow</b>	350 m <sup>3</sup> /h
<b>Number of blower speeds</b>	4
<b>Remote control</b>	yes
<b>Weight</b>	3.9 kg
<b>Test marks</b>	E-approved to EMC / automotive directive
<b>Product</b>	<b>Ref. No.</b>
Dometic FreshJet FJX7 2200, white	9600051006
Dometic FreshJet FJX7 2200, black	9600051007
Dometic FreshJet FJX ADBD Air distribution box, electronic control panel, LED lighting	9600051008
<b>/ Optional extras</b>	
Adapter frame for the FreshJet models in roof openings which exceed the standard opening size of 400 x 400 mm	9103500476
Dometic DC Kit DSP-T 12, 12 V	9600007286
Dometic DC Kit DSP-T 24, 24 V	9600007287

## Dometic FreshJet FJX7 3000

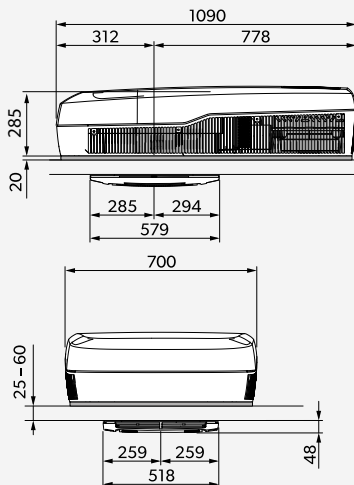
Roof air conditioner, 3000 W, electronic inverter compressor



<b>Best for vehicle length</b>	Max. 8 m
<b>Cooling capacity</b>	3000 W
<b>Heating capacity</b>	2500 W
<b>Operating temperature</b>	-2 °C to +52 °C
<b>Consumption</b>	
Cooling	7,3 A
Heating mode	5,9 A
<b>Input voltage</b>	220 – 240 V AC / 50 Hz
<b>Required circuit protection</b>	
Cooling & Heating mode	8 A
<b>Refrigerant</b>	R32
<b>Refrigerant quantity</b>	480 g
<b>CO<sub>2</sub> equivalent</b>	0.324 t
<b>Global warming potential (GWP)</b>	675
<b>Dimensions (W x H x D)</b>	
External	1090 x 240 x 700 mm
Internal	579 x 48 x 518 mm
<b>Roof opening (W x D)</b>	400 x 400 mm
<b>Roof thickness</b>	25–60 mm
<b>Weight</b>	36,4 kg
<b>Quality Features</b>	<ul style="list-style-type: none"> <li>• Aerodynamically shaped rooftop unit with eye-catching LED light curve</li> <li>• Thanks to inverter technology, the motorhome, caravan or campervan is cooled down in record time</li> <li>• With its variable compressor speed, the FJX7 operates silently while maintaining the desired temperature</li> <li>• Reduced power consumption thanks to the advanced variable speed compressor and heat pump technology</li> <li>• Effectively reduces bacteria and odours to keep your RV smelling fresh and clean</li> <li>• Control your Roof air conditioner conveniently from your smartphone.</li> <li>• Quiet and smooth start-up of the air conditioner even on stands with undervoltage protection.</li> </ul>
<b>/ Air distribution box</b>	
<b>Number of air vents</b>	2 (front/rear)
<b>Air flow</b>	480 m <sup>3</sup> /h
<b>Number of blower speeds</b>	4
<b>Remote control</b>	yes
<b>Weight</b>	3.9 kg
<b>Test marks</b>	E-approved to EMC / automotive directive
<b>Product</b>	<b>Ref. No.</b>
Dometic FreshJet FJX7 3000, white	9600050994
Dometic FreshJet FJX7 3000, black	9600050995
Dometic FreshJet FJX ADBD Air distribution box, electronic control panel, LED lighting	9600051008
<b>/ Optional extras</b>	
Dometic DC Kit DSP-T 12, 12 V	9600007286
Dometic DC Kit DSP-T 24, 24 V	9600007287

## Dometic FreshJet FJX7 3500

Roof air conditioner, 3500 W, electronic inverter compressor

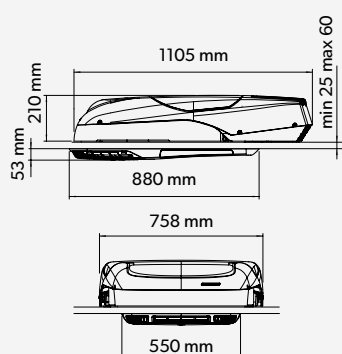


<b>Best for vehicle length</b>	over 8 m
<b>Cooling capacity</b>	3500 W
<b>Heating capacity</b>	3000 W
<b>Operating temperature</b>	-2 °C to +52 °C
<b>Consumption</b>	
Cooling	7,5 A
Heating mode	6,5 A
<b>Input voltage</b>	220 – 240 V AC / 50 Hz
<b>Required circuit protection</b>	
Cooling & Heating mode	8 A
<b>Refrigerant</b>	R32
<b>Refrigerant quantity</b>	650 g
<b>CO<sub>2</sub> equivalent</b>	0.439 t
<b>Global warming potential (GWP)</b>	675
<b>Dimensions (W x H x D)</b>	
External	1090 x 285 x 700 mm
Internal	579 x 48 x 518 mm
<b>Roof opening (W x D)</b>	400 x 400 mm
<b>Roof thickness</b>	25–60 mm
<b>Weight</b>	38,9 kg
<b>Quality Features</b>	<ul style="list-style-type: none"> <li>• Aerodynamically shaped rooftop unit with eye-catching LED light curve</li> <li>• Thanks to inverter technology, the motorhome, caravan or campervan is cooled down in record time</li> <li>• With its variable compressor speed, the FJX7 operates silently while maintaining the desired temperature</li> <li>• Reduced power consumption thanks to the advanced variable speed compressor and heat pump technology</li> <li>• Effectively reduces bacteria and odours to keep your RV smelling fresh and clean</li> <li>• Control your Roof air conditioner conveniently from your smartphone.</li> <li>• Quiet and smooth start-up of the air conditioner even on stands with undervoltage protection.</li> </ul>
<b>/ Air distribution box</b>	
<b>Number of air vents</b>	2 (front/rear)
<b>Air flow</b>	350 m <sup>3</sup> /h
<b>Number of blower speeds</b>	4
<b>Remote control</b>	yes
<b>Weight</b>	3.9 kg
<b>Test marks</b>	E-approved to EMC / automotive directive
<b>Product</b>	<b>Ref. No.</b>
Dometic FreshJet FJX7 3500, white	9600050997
Dometic FreshJet FJX7 3500, black	9600050996
Dometic FreshJet FJX ADBD Air distribution box, electronic control panel, LED lighting	9600051008
<b>/ Optional extras</b>	
Dometic DC Kit DSP-T 12, 12 V	9600007286
Dometic DC Kit DSP-T 24, 24 V	9600007287

## Dometic FreshLight 2200

2.10

Roof air conditioner with window for vehicles up to 7 m, 2050 W

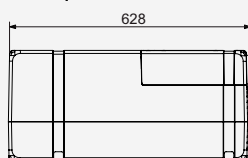
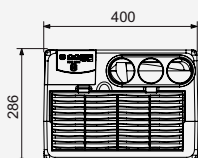


<b>Best for vehicle length</b>	max. 7 m
<b>Cooling capacity</b>	2050 W / 7500 Btu/h
<b>Heating capacity</b>	2700 W (Maximum heating capacity heat pump capacity)
<b>Operating temperature</b>	-2°C to +52°C
<b>Input voltage</b>	230 V AC / 50 Hz
<b>Current consumption</b>	
Cooling	4.1 A
Heating	5.2 A
<b>Required circuit protection</b>	
Cooling	5 A
Heating	6 A
<b>Refrigerant</b>	R407c
<b>Refrigerant quantity</b>	0.560 kg
<b>CO<sub>2</sub> equivalent</b>	0.9934 t
<b>Global warming potential (GWP)</b>	1774
<b>Dimensions (W x H x D)</b>	
External	758 x 210 x 1105 mm
Internal	550 x 53 x 880 mm
<b>Roof opening (W x D)</b>	400 x 700 mm
<b>Roof thickness</b>	25 – 60 mm
<b>Weight</b>	44.50 kg
<b>Quality Features</b>	<ul style="list-style-type: none"> <li>• Temperature and blower speed can be conveniently set by remote control</li> <li>• Control panel with integrated, dimmable LED lights</li> <li>• Individual air flow regulation with automatic blower control</li> <li>• Energy-efficient cooling mode and heat pump system for heating mode</li> <li>• Roof window with active ventilation system and single-pleated darkening screen</li> </ul>
<b>/ Air distribution box</b>	
<b>Number of air vents</b>	2 (front/rear)
<b>Air vent functions</b>	Continuous air flow regulation for all vents
<b>Number of blower speeds</b>	4
<b>Remote control</b>	yes
<b>Test marks</b>	E-approved to EMC /automotive directive
<b>Product</b>	<b>Ref. No.</b>
Dometic FreshLight 2200	9102900165
<b>/ Optional extras</b>	
Protective cover	9103500237
Dometic DC Kit DSP-T 12, 12 V	9600007286
Dometic DC Kit DSP-T 24, 24 V	9600007287

## Dometic FreshWell 3000

2.13

Under-bench air conditioner for vehicles up to 8 m in length, 2700 W



<b>Best for vehicle length</b>	max. 8 m
<b>Cooling capacity</b>	2700 W / 9200 Btu/h
<b>Heating capacity</b>	3000 W Maximum heating capacity = heat pump capacity plus heating resistor capacity
<b>Operating temperature</b>	-2°C to +52°C
<b>Input voltage</b>	230 V AC / 50 Hz
<b>Current consumption</b>	
Cooling	4.3 A
Heating	4.8 A
<b>Required circuit protection</b>	
Cooling	5 A
Heating	5 A
<b>Refrigerant</b>	R410a
<b>Refrigerant quantity</b>	0.600 kg
<b>CO<sub>2</sub> equivalent</b>	1.2528 t
<b>Global warming potential GWP)</b>	2088
<b>Dimensions (W x H x D)</b>	400 x 286 x 628 mm
<b>Weight</b>	21 kg
<b>Quality Features</b>	<ul style="list-style-type: none"> <li>• Under-bench position means the vehicle's height is unaffected</li> <li>• Can be operated even while driving. Low noise air circulation</li> <li>• Lightweight and compact unit</li> <li>• Soft start function</li> </ul>
<b>/ Air distribution box</b>	
<b>Number of air vents</b>	3 air outlets
<b>Number of blower speeds</b>	3
<b>Remote control</b>	yes
<b>Test marks</b>	E-approved to EMC /automotive directive
<b>Product</b>	<b>Ref. No.</b>
Dometic FreshWell 3000	9105306670
<b>/ Optional extras</b>	
Dometic DC Kit DSP-T 12, 12 V	9600007286
Dometic DC Kit DSP-T 24, 24 V	9600007287



## Required accessories for individual air distribution (FreshWell FWX4)

	Curve 90°, ø 60 mm	9100300015
	Air outlet grill kit 3-pieces, ø 60 mm	9100300077
	Circular air inlet grill 2 pieces, ø 190 mm	9100300018
	Flexible hose ø 60 mm x 10 m	9100300019
	Rectangular air inlet grill 240 x 240 mm	9100300017

# VENTILATION SYSTEM WITH HEAT RECOVERY TECHNOLOGY


Clean, healthy air at all times: The Dometic ACC3100 rooftop ventilator quickly achieves a proper air exchange in the cabin even when all the windows and doors are closed. Its smart heat recovery system ensures that the cabin stays nicely warm when it's cold outside – or pleasantly cool in the summer. Advanced sensor

controlled technology detects potential health risks, such as bad air in sleeping areas. As soon as the programmed limits are exceeded, your ventilation system sets to work to ensure you can always breathe clean and healthy air.

## Dometic ACC3100

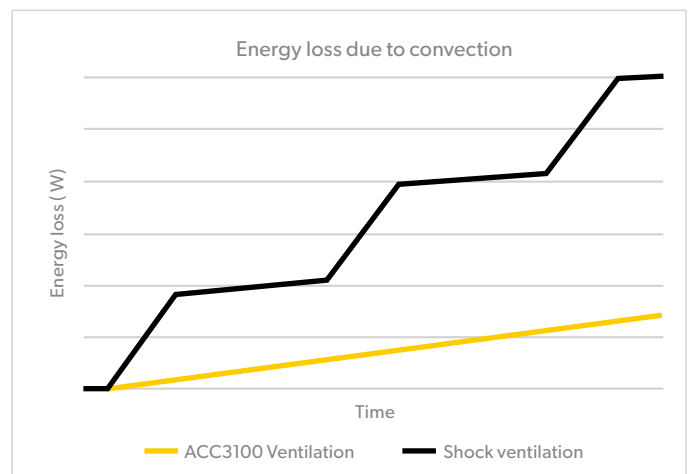
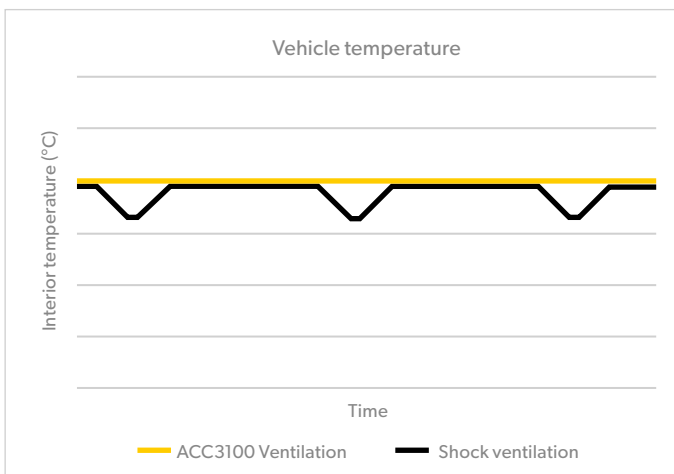
2.13

Ventilation system with heat recovery technology

	<b>Connection Voltage</b>	12 V
	<b>Power Input</b>	15.6 W
	<b>Energy Consumption (Maximum)</b>	0.374 kW/24h 31.2 Ah/24h
	<b>Dimension (W x L x H)</b>	
	Roof-top unit	542.6 x 553 x 127 mm
	Air distribution unit	517.6 x 517.6 x 46 mm
	<b>Weight</b>	7.14 kg
	<b>Roof thickness</b>	23 – 60 mm
	<b>Heat recovery efficiency</b>	72% – 87%
	<b>Features</b>	<ul style="list-style-type: none"> <li>• Effective air exchange even when all windows and doors are closed</li> <li>• Patented heat recovery system reduces energy consumption</li> <li>• Integrated air purifier system reduces dust particles, mold and odors</li> <li>• Smart sensor control system monitors and improves the air quality inside the vehicle</li> <li>• Ventilation during storage periods prevents mold build-up and unpleasant smells</li> <li>• Easy to install – fits standard roof 400 x 400 mm cut-outs</li> <li>• Prepared for connection to the Dometic Full Climate app</li> </ul>
<b>Product</b>	<b>Ref. No.</b>	
Dometic ACC3100	9620005072	

### Stable temperature in the vehicle; no draught

### 7.9 - 10.7 kWh/day savings\*



\* Example: 7.9 kWh/day savings occur at 25°C temperature difference between vehicle and environment, ventilation 50 m³/h, 72% energy recovery and 0 m/s wind [10.7 kWh/day savings occur in conjunction with Performance Booster (differential pressure sensor)].

# OPERATION WHILE DRIVING – DC KITS MAKE IT POSSIBLE

## Far more than “just” a converter


Our two DC kits integrate a high-quality inverter that generates a pure sine wave voltage to supply the air conditioner or other electrical devices during the journey. DC Kit DSP-T 12 is for vehicles with 12-volt batteries, DC Kit DSP-T 24 for vehicles with 24-volt batteries.

Both comfort kits can be used with all Dometic air conditioner models (except FreshJet 3000). Features and functions include a charging current distributor with low-voltage protection, a priority circuit for 230-volt mains operation, and the Dometic DSP-RCT remote control for all basic functions (ON/OFF/stand-by).

## Dometic DC Kit DSP-T 12 / DC Kit DSP-T 24

2.08

DC extension kits for Dometic air conditioners, 12 V or 24 V

	DC KIT DSP-T 12	DC KIT DSP-T 24	
	<b>Power consumption (12 V DC)*1</b>	30 – 113 A	50 – 75 A
	<b>Recommended generator capacity *2</b>	>150 A	> 75 A
	<b>Recommended total battery capacity *3</b>	> 250 Ah	> 250 Ah
	<b>Continuous output</b>	1.800 W	
	<b>Size Inverter (W x H x D)</b>	284 x 118 x 405 mm	
	<b>Scope of delivery</b>		
	Sinewave inverter	•	•
	Mains priority circuit	•	•
	Remote control, control cable	7.5 m	7.5 m
	2 battery cables, 1.5 m long	35 mm <sup>2</sup>	35 mm <sup>2</sup>
230-volt connection cable	2 pieces	2 pieces	
Charging current distributor with power relay	•	•	
<b>/ Compatible with Dometic air conditioners (except FJX4 1500M)</b>			
*1 Power consumption depends on the type of air conditioner and ambient temperatures.			
*2 Generator capacity depends on the type of air conditioner and ambient temperatures.			
*3 Total battery capacity depends on the type of air conditioner and ambient temperatures.			
<b>Product</b>	<b>Ref. No.</b>		
Dometic DC Kit DSP-T 12, 12 V	9600007286		
Dometic DC Kit DSP-T 24, 24 V	9600007287		

# GAS/ELECTRIC HEATER FOR CABIN AIR AND HOT WATER


A comfortably warm vehicle interior and plenty of hot water for showering: Dometic TwinBoost combi heaters provide both. With two separate gas burners for cabin heating and hot water boiler, the appliances are unbeatably flexible and economical in terms of energy consumption. Room air and water are heated as required - simultaneously or independently of each other. In summer, for

example, hot water can be produced without heating up the cabin air, and in the hybrid models (6000H and 8000H) the two burner chambers are additionally equipped with two electric heating elements. The electric heater with a total output of 1800 W can be used either as an alternative to the gas burner or additionally to heat the interior or the shower water more quickly.

## Dometic TwinBoost

2.13

Gas/electric heater for cabin air and hot water

	4000	6000	6000H	8000H	
	<b>Heat output</b>	4000W	6000W	4000W (+1800 W electric)	6000W (+1800 W electric)
	<b>Nominal input voltage</b>	12 V	12 V	12 V 220-240 V, 50/60 Hz	12 V 220-240 V, 50/60 Hz
	<b>Input voltage range</b>	10-16,5 V	10-16,5 V	10-16,5 V 220-240 V, 50/60 Hz	10-16,5 V 220-240 V, 50/60 Hz
	<b>Gas consumption</b>	max. 520g/h	max. 520g/h	max. 520g/h	max. 520g/h
	<b>Water heater</b> (Water quantity for 2,8 bar /280 kPa)	10 l	10 l	10 l	10 l
	<b>Weight</b>	17.3 kg	17.3 kg	18.7 kg	18.7 kg
	<b>Features</b>	<ul style="list-style-type: none"> <li>• 2-in-1 unit: heats up the cabin air and the 10 l hot water tank</li> <li>• Intuitive control with many programming options via the smart control panel</li> <li>• Independent air and water heating – save energy by only heating air and water when needed</li> <li>• Cabin vent mode – ventilation possible without operating air heater</li> <li>• Save your favorite settings for quick setup</li> <li>• Flawless integrated design</li> </ul>			
<b>Scope of delivery</b>	Heater, room temperature sensor, 3-in-1 safety system, hot and cold water fitting, cable for control panel, operating and installation manuals				
<b>Product</b>				<b>Ref.no.</b>	
	TwinBoost 4000			9600027326	
	TwinBoost 6000			9600027324	
	TwinBoost 6000H			9600027329	
	TwinBoost 8000H			9600027328	



### Intuitive control panel

Easy operation and convenient programming



### Smart chimney cover design

























Repels water away from the wall



### 3-in-1 safety system

Integrating a frost-, drain- and over-pressure valve

## Accessory

	PRODUCT	REF. NO.		PRODUCT	REF. NO.
	Dometic TwinBoost APF Clamp for air duct	9600029438		Dometic TwinBoost TP T-piece	9600029506
	Dometic TwinBoost APC Blank cover for duct	9600029493		Dometic TwinBoost WVO Wall vent outlet	9600029508
	Dometic TwinBoost TPC Blank cover	9600029494		Dometic TwinBoost YP Y-piece	9600029510
	Dometic TwinBoost EAPF Clamp for exhaust duct	9600029495		Dometic TwinBoost ION Inlay for outlet nut, slate grey	9600029653
	Dometic TwinBoost E6565 Elbow 65 mm / 65 mm	9600029496		Dometic TwinBoost ION Inlay for outlet nut, frost white	9600029654
	Dometic TwinBoost E7265 Elbow 72 mm / 65 mm	9600029497		Dometic TwinBoost EDB Exhaust duct bundle, white	9600051075
	Dometic TwinBoost ON Outlet nut	9600029498		Dometic TwinBoost EDB Exhaust duct bundle, Slate grey	9600051076
	Dometic TwinBoost APOL Air outlet, louvres, Frost white	9600029499		Dometic TwinBoost EDB Exhaust duct bundle, Mist grey	9600051077
	Dometic TwinBoost APOL Air outlet, louvres, Slate grey	9600029500		Dometic TwinBoost EAP Exhaust air pipe	9600051085
	Dometic TwinBoost APOF Air outlet, flush-mount, Frost white	9600029501		Dometic TwinBoost CAP Combustion air pipe	9600051086
	Dometic TwinBoost APOF Air outlet, flush-mount, Slate grey	9600029502		Dometic TwinBoost AP Air pipe	9600051087
	Dometic TwinBoost SC Straight coupling	9600029505		Dometic INC 1015-RD Rotary HMI controller	9620001471



# SUN PROTECTION AND MORE

AWNINGS FOR RECREATIONAL VEHICLES



## WALL MOUNTED AWNINGS

The PerfectWall series gives you a wide choice of wall awnings to suit vehicles of all sizes. For manual crank operation or with a 12-volt electric motor. There's also a range of easy-to-install bag awnings.

Page 24 - 25



## ROOF MOUNTED AWNINGS

Here again, you can choose from a huge range. PerfectRoof roof awnings come in many sizes and configurations. You will find models for manual crank operation or with a 12-volt electric motor.

Page 26 - 27



## AWNING SOLUTIONS FOR PANEL VANS

Tailor-made awning solutions for all commonly used panel vans. Simply use the table to find the matching awning and adapter for your vehicle!

Page 28 - 31



## AWNING ACCESSORIES

Besides matching adapters for all common vehicle models, our accessory range includes smart solutions for sun, rain and privacy protection, LED lighting and more. You can also add front walls, side walls or complete tents to create an extra room in front of the vehicle..

Page 32 - 41

# THE PERFECT AWNING FOR EVERY TYPE OF VEHICLE

All important features at a glance



	BAG AWNING	WALL MOUNTED AWNINGS			ROOF MOUNTED AWNINGS	
	REVO ZIP	PW 1100	PW 1500 MANUAL	PW 1500 ELECTRIC	PR 2000	PR 2500
<b>Length</b>	2.00 – 4.50 m	2.60 – 3.75 m	2.60 – 5.00 m	4.00 – 6.00 m	2.65 – 4.50 m	3.50 – 6.00 m
<b>Extension</b>	1.45 – 2.50 m	2.00 – 2.50 m	2.00 – 2.75 m	2.75 m	2.00 – 2.50 m	2.75 m
<b>Weight</b>	7.3 – 15.9 kg	20 – 26 kg	18 – 33 kg	28 – 41 kg	18 – 31 kg	34 – 53 kg
<b>Case Colour options</b>	White	White / anthracite	White / anthracite /	White / anthracite /	White / anthracite	White / anthracite
<b>Fabric Colour options</b>	Grey	Horizon Grey	Horizon Grey	Horizon Grey	Horizon Grey	Horizon Grey
<b>Support legs (integrated in the front rail)</b>	✓	✓	✓	✓	✓	✓
<b>12-volt motor incl. remote control</b>	-	-	-	✓	-	✓
<b>Aluminium end caps</b>	-	-	✓	✓	-	✓
<b>Telescopic crank</b>	-	✓	✓	-	✓	-
<b>Sun &amp; Rain Protect</b>	-	Accessory	Accessory	Accessory	Accessory	Accessory
<b>LED profile</b>	-	Accessory	Accessory	Accessory	-	-
<b>Tie Down Kit</b>	Scope of delivery	Accessory	Accessory	Accessory	Accessory	Accessory
<b>CampRoom* / PrivacyRoom</b>	Accessory	Accessory	Accessory	Accessory	Accessory	Accessory

\* Special CampRoom for Ducato vehicles available



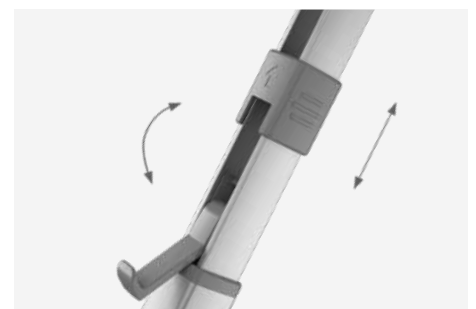
## Manual or with a motor

Our manual awnings are operated with a crank, which is included in the delivery kit. PW 1500 and PR 2500 come standard with a 12 V motor operated by remote control.



## Remote control

All electric awnings come standard with a remote control for convenient operation at the touch of a button.



## New patented easy lock flipper

Secures the support legs in place – no accidental unlocking possible



## AWNINGS



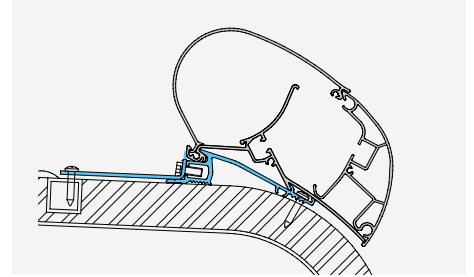
### Aluminum housing

All Dometic awnings are designed with a durable and compact aluminum case that seamlessly blend in with any RV design.



### Aluminium end caps

The end caps of most Dometic awnings are made of 100 % aluminium. Consequently, the Dometic awning is more resistant against shock and impact. End cap is painted in housing colour. (PW 1500, PR 2500)



### Awning adapters

Vehicle walls and roofs are, among other things, design elements. That means they can have different shapes. With a comprehensive range of adapters Dometic ensures that the vehicle and the awning are perfectly coordinated, so you will get impeccable installation results.



### Accessories

Our accessory range gives you a whole world of possibilities. For example, you can add side walls for additional protection, or complete awning tents to get an extra room in front of your vehicle.



### Telescopic crank

The telescopic crank is included for all manual awnings. It can be easily adjusted to the vehicle height for ergonomic handling, or retracted for space-saving storage.



### Fabric

Our awnings are made from a high-quality PVC material. UV-resistant, rot-proof and washable, it has all it takes for a long life expectancy. The awning is made from one whole piece of fabric, so there are no seams.




### Housing colours

The Dometic awnings are available in two housing colours.

## Dometic Rev Zip Roll Out Awning

2.09

Bag awning for caravans and motorhomes


	<b>Description</b>	Simply slide this bag awning into the existing tent rail of your caravan or motorhome. No drilling or bolts needed! Once fitted, it can be rolled out in a few minutes – and packed away again just as quickly.
	<b>Quality Features</b>	<ul style="list-style-type: none"> <li>• Quick and simple installation without drilling – simply slides into the tent rail of the caravan or motorhome</li> <li>• Set-up and take-down in a matter of minutes – legs and roof rafters fold out of front rail</li> <li>• High-quality, durable awning fabric – 500 g/m<sup>2</sup> weatherproof and colourfast with anti-scratch coating</li> <li>• Extra strong, adjustable aluminium frame</li> <li>• Frees up interior storage space as the awning stays connected on the outside</li> </ul>

LENGTH (M)	EXTENSION (M)	HOUSING COLOUR	FABRIC COLOUR	REF. NO.
2.00	1.45	WHITE	GREY	9103104298
2.40	1.85	WHITE	GREY	9103104299
2.70	2.15	WHITE	GREY	9103104300
3.10	2.50	WHITE	GREY	9103104301
3.50	2.50	WHITE	GREY	9103104302
4.00	2.50	WHITE	GREY	9103104303
4.50	2.50	WHITE	GREY	9103104304

## Dometic PerfectWall PW 1100

2.09

Wall mounted awning


	<b>Quality Features</b>	<ul style="list-style-type: none"> <li>• Easy, ergonomic setup with patented slide-out support legs</li> <li>• Safe handling – the EasyLock Flipper system secures the support legs</li> <li>• Space-saving storage of the tension rafter in the leadrail</li> <li>• Newly designed awning housing without visible screws</li> <li>• Available in three lengths: 2.60 / 3.00 / 3.75 m, extensions up to 2.50 m</li> <li>• High quality, one-piece awning fabric – no welding seam</li> <li>• Telescopic crank</li> <li>• Wide choice of awning adapters for different types of campervans</li> </ul>
---	-------------------------	--

LENGTH (M)	EXTENSION (M)	HOUSING COLOUR	FABRIC COLOUR	REF. NO.
2.60	2.00	WHITE	GREY HORIZON	9620001376
3.00	2.50	WHITE	GREY HORIZON	9620001378
2.60	2.50	ANTHRACITE	GREY HORIZON	9620001375
3.00	2.75	ANTHRACITE	GREY HORIZON	9620001377
3.75	2.75	ANTHRACITE	GREY HORIZON	9620001381

## Dometic PerfectWall PW 1500 Manual

2.09

Wall mounted awning


	<b>Quality Features</b>	<ul style="list-style-type: none"> <li>• Easily set up by just one person</li> <li>• One of the lightest awnings for large vehicles</li> <li>• Support legs with patented Easy Lock Flipper to secure the awning</li> <li>• Heavy duty UV-protected reinforced vinyl</li> <li>• Strong, one-piece awning cloth: no welding seams</li> <li>• Great quality with 100 % aluminum end caps</li> <li>• Telescopic crank</li> </ul>
---	-------------------------	---

LENGTH (M)	EXTENSION (M)	HOUSING COLOUR	FABRIC COLOUR	REF. NO.
2.60	2.00	WHITE	GREY HORIZON	9620001402
3.00	2.50	WHITE	GREY HORIZON	9620001403
3.50	2.50	WHITE	GREY HORIZON	9620001404
4.00	2.50	WHITE	GREY HORIZON	9620001405
4.50	2.75	WHITE	GREY HORIZON	9620001406
5.00	2.75	WHITE	GREY HORIZON	9620001407
2.60	2.00	ANTHRACITE	GREY HORIZON	9620013428
3.00	2.50	ANTHRACITE	GREY HORIZON	9620013429
3.50	2.50	ANTHRACITE	GREY HORIZON	9620013426
4.00	2.50	ANTHRACITE	GREY HORIZON	9620013430
4.50	2.75	ANTHRACITE	GREY HORIZON	9620013425
5.00	2.75	ANTHRACITE	GREY HORIZON	9620013427

## Dometic PerfectWall PW 1500 Electric

2.09

Wall mounted awning


	<b>Description</b>	<p>This robust electric wall awning is ideally suited for large vehicles. It comes standard with a 12 V motor operated by remote control. The patented automatic front rail allows it to slide in and out smoothly.</p>
	<b>Quality Features</b>	<ul style="list-style-type: none"> <li>• Aluminium end caps, resistant to shock and impact</li> <li>• Patented locks on both sides of the front rail – for perfect closing</li> <li>• High-quality awning fabric made of one piece – no welding seam</li> <li>• Support legs with patented Easy Lock Flipper</li> </ul>

### DOMETIC PERFECTWALL PW 1500 12 V AWNING

LENGTH (M)	EXTENSION (M)	HOUSING COLOUR	FABRIC COLOUR	REF. NO.
4.00	2.75	WHITE	GREY HORIZON	9620001393
4.50	2.75	WHITE	GREY HORIZON	9620001395
5.00	2.75	WHITE	GREY HORIZON	9620001397
5.50	2.75	WHITE	GREY HORIZON	9620001399
6.00	2.75	WHITE	GREY HORIZON	9620001401
4.00	2.75	ANTHRACITE	GREY HORIZON	9620001392
4.50	2.75	ANTHRACITE	GREY HORIZON	9620001394
5.00	2.75	ANTHRACITE	GREY HORIZON	9620001396
5.50	2.75	ANTHRACITE	GREY HORIZON	9620001398
6.00	2.75	ANTHRACITE	GREY HORIZON	9620001400

## Dometic PerfectRoof PR 2000

Roof mounted awning

	<b>Description</b>	Small and compact: the perfect roof mount awning for panel vans and small caravans.
	<b>Quality Features</b>	<ul style="list-style-type: none"> <li>• Lightweight and compact dimensions – flattest roof awning in the market</li> <li>• Ideal for panel vans and small caravans</li> <li>• Plastic end caps</li> <li>• High-quality awning fabric made of one piece – no welding seam</li> <li>• Support legs with patented Easy Lock Flipper</li> </ul>


### DOMETIC PERFECTROOF PR 2000 MANUAL AWNING

LENGTH (M)	EXTENSION (M)	HOUSING COLOUR	FABRIC COLOUR	REF. NO.
2.65	2.00	WHITE	GREY HORIZON	9620001409
3.00	2.50	WHITE	GREY HORIZON	9620001411
3.25	2.50	WHITE	GREY HORIZON	9620001413
3.50	2.50	WHITE	GREY HORIZON	9620001415
3.75	2.50	WHITE	GREY HORIZON	9620001417
4.00	2.50	WHITE	GREY HORIZON	9620001419
4.50	2.50	WHITE	GREY HORIZON	9620001421
2.65	2.00	ANTHRACITE	GREY HORIZON	9620001408
3.00	2.50	ANTHRACITE	GREY HORIZON	9620001410
3.25	2.50	ANTHRACITE	GREY HORIZON	9620001412
3.50	2.50	ANTHRACITE	GREY HORIZON	9620001414
3.75	2.50	ANTHRACITE	GREY HORIZON	9620001416
4.00	2.50	ANTHRACITE	GREY HORIZON	9620001418
4.50	2.50	ANTHRACITE	GREY HORIZON	9620001420



## Domestic PerfectRoof PR 2500

Roof mounted awning

	<b>Description</b>	For vehicles of 4.50 m and over, this is one of the most compact awning solutions you'll find. It comes standard with a 12 V motor operated by remote control. With a patented locking system, it is lightweight yet incredibly robust and durable.
	<b>Quality Features</b>	<ul style="list-style-type: none"> <li>• Aluminium end caps, resistant to shock and impact</li> <li>• High-quality awning fabric made of one piece – no welding seam</li> <li>• Support legs with patented Easy Lock Flipper</li> </ul>

### DOMETIC PERFECTROOF PR 2500 12 V AWNING

LENGTH (M)	EXTENSION (M)	HOUSING COLOUR	FABRIC COLOUR	REF. NO.
3.50	2.75	WHITE	GREY HORIZON	9620001426
3.75	2.75	WHITE	GREY HORIZON	9620001428
4.00	2.75	WHITE	GREY HORIZON	9620001430
4.50	2.75	WHITE	GREY HORIZON	9620001432
5.00	2.75	WHITE	GREY HORIZON	9620001435
5.50	2.75	WHITE	GREY HORIZON	9620001437
6.00	2.75	WHITE	GREY HORIZON	9620001440
3.50	2.75	ANTHRACITE	GREY HORIZON	9620001425
3.75	2.75	ANTHRACITE	GREY HORIZON	9620001427
4.00	2.75	ANTHRACITE	GREY HORIZON	9620001429
4.50	2.75	ANTHRACITE	GREY HORIZON	9620001431
5.00	2.75	ANTHRACITE	GREY HORIZON	9620001434
5.50	2.75	ANTHRACITE	GREY HORIZON	9620001436
6.00	2.75	ANTHRACITE	GREY HORIZON	9620001438



# AWNING SOLUTIONS FOR PANEL VANS

						Adapter	
Vehicle brand	Vehicle Model	Vehicle Size	Vehicle start of production	Awning length	Mounting	Full Length	Piece
Citroen	Campster with C rail	2016	2019	2.6 m	Wall		9103104385
	Campster	2016	2019	2.6 m	Wall		LHT: 9103104011, RHT:9103104012
	Dispatch	2016	2016	2.6 m	Wall		LHT: 9103104011, RHT:9103104012
	Jumper	L1H1	2006	2.6 m	Wall		9103104263
	Jumper	L1H2	2006	2.6 m	Roof		9600049961
	Jumper	L2H1	2006	3.0 m	Wall		9103104263
	Jumper	L2H2	2006	3.25 m	Roof		9600049961
	Jumper	L2H2 + foldable roof	2006	3.0m	Wall		9103104263
	Jumper	L2H2 + roofrail	2006	3.0 m	Wall		9103103868
	Jumper	L3H2	2006	3.75 m	Roof	9103103888	9600049961
	Jumper	L3H2 + foldable roof	2006	3.75 m	Wall		9103104263
	Jumper	L3H2 + roofrail	2006	3.75 m	Wall		9103103868
	Jumper	L3H3	2006	3.75 m	Wall		9103103875
	Jumper	L3H3	2006	3.75 m	Roof		9103104205
	Jumper	L4H2	2006	4.0 m	Roof	9103103889	9600049961
	Jumper	L4H2 + foldable roof	2006	4.0 m	Wall		9103104263
	Jumper	L4H2 + roofrail	2006	4.0 m	Wall		9103103868
	Jumper	L4H3	2006	4.0 m	Wall	9103103871	9103103875
	Jumper	L4H3	2006	4.0 m	Roof		9103104205
	Jumpy		2016	2.6 m	Wall		LHT: 9103104011, RHT:9103104012
	Relay	L1H1	2006	2.6 m	Wall		9103104263
	Relay	L1H2	2006	2.6 m	Roof		9600049961
	Relay	L2H1	2006	3.0 m	Wall		9103104263
	Relay	L2H2	2006	3.25 m	Roof		9600049961
	Relay	L3H2	2006	3.75 m	Roof	9103103888	9600049961
	Relay	L3H2 + foldable roof	2006	3.75 m	Wall		9103104263
	Relay	L3H2 + roofrail	2006	3.75 m	Wall		9103103868
	Relay	L3H3	2006	3.75 m	Wall		
	Relay	L3H3	2006	3.75 m	Roof		9103103875
	Relay	L4H2	2006	4.0 m	Roof	9103103889	9600049961
	Relay	L4H2 + foldable roof	2006	4.0 m	Wall		9103104263
	Relay	L4H2 + roofrail	2006	4.0 m	Wall		9103103868
Relay	L4H3	2006	4.0 m	Wall	9103103871	9103103875	
Relay	L4H3	2006	4.0 m	Roof		9103104205	
Spacetourer		2016	2.6 m	Wall		LHT: 9103104011, RHT:9103104012	

AWNINGS FOR PANEL VANS



Adapter

Vehicle brand	Vehicle Model	Vehicle Size	Vehicle start of production	Awning length	Mounting	Full Length	Piece
<b>Fiat</b>	Ducato	L1H1	2006	2.6 m	Wall		9103104263
	Ducato	L1H2	2006	2.6 m	Roof		9600049961
	Ducato	L2H1	2006	3.0 m	Wall		9103104263
	Ducato	L2H2	2006	3.25 m	Roof		9600049961
	Ducato	L3H2	2006	3.75 m	Roof	9103103888	9600049961
	Ducato	L3H2 + foldable roof	2006	3.75 m	Wall	9103103888	9600049961
	Ducato	L3H2 + roofrail	2006	3.75 m	Wall		9103103868
	Ducato	L3H3	2006	3.75 m	Wall		9103103875
	Ducato	L3H3	2006	3.75 m	Roof		9103104205
	Ducato	L4H2	2006	4.0 m	Roof	9103103888	9600049961
	Ducato	L4H2 + foldable roof	2006	4.0 m	Wall		9103104263
	Ducato	L4H2 + roofrail	2006	4.0 m	Wall		9103103868
	Ducato	L4H3	2006	4.0 m	Wall	9103103871	9103103875
	Ducato	L4H3	2006	4.0 m	Roof		9103104205
	Talento		2014	2.6 m	Wall		9103104103
<b>Ford</b>	Nugget High Roof		2019	2.6 m	Wall		9103103811
<b>Iveco</b>	Daily	L2H2		3.0 m	Wall		9103104263
	Daily	L3H2		3.5 m	Wall	9103104262	9103104263
	Daily	L4H2		4.5 m	Wall		9103104263
	Daily	L5H2		5.0 m	Wall		9103104263
<b>MAN</b>	TGE	H2	2017	4.0 m	Roof		RHT: 9103104206, LHT:9103104250
<b>Mercedes</b>	Sprinter	L1H2	2019	2.6 m	Roof	9103103902	9103103908
	Sprinter	L2H2	2019	3.25 m	Roof		9103103908
	Sprinter	L3H2	2019	4.0 m	Roof	9103103906	9103103908
	Sprinter	L4H2	2019	4.5 m	Roof	9103103907	9103103908
	V-Class / Vito	Sutter Multi Rail	2014	2.6 m	Wall		9620009579
<b>Nissan</b>	NV300		2016	2.6 m	Wall		9103104103
<b>Opel</b>	Vivaro B	B	2010	2.6 m	Wall		9103104103
	Movano	L1H1	2021	2.6 m	Wall		9103104263
	Movano	L1H2	2021	2.6 m	Roof		9600049961
	Movano	L2H1	2021	3.0 m	Wall		9103104263
	Movano	L2H2	2021	3.25 m	Roof	9103103887	9600049961
	Movano	L3H2	2021	3.75 m	Roof	9103103888	9600049961
	Movano	L3H2 + foldable roof	2021	3.75 m	Wall		9103104263
	Movano	L3H2 + roofrail	2021	3.75 m	Wall		9103103868
	Movano	L3H3	2021	3.75 m	Wall		9103103875
	Movano	L3H3	2021	3.75 m	Roof		9103104205
	Movano	L4H2	2021	4.0 m	Roof	9103103889	9600049961
	Movano	L4H2 + foldable roof	2021	4.0 m	Wall		9103104263
	Movano	L4H2 + roofrail	2021	4.0 m	Wall		9103103868
	Movano	L4H3	2021	4.0 m	Wall	9103103871	9103103875
	Movano	L4H3	2021	4.0 m	Roof		9103104205
Vivaro C	C	2019	2.6 m	Wall		LHT: 9103104011, RHT:9103104012	
Zafira Life		2019	2.6 m	Wall		LHT: 9103104011, RHT:9103104012	



						Adapter	
Vehicle brand	Vehicle Model	Vehicle Size	Vehicle start of production	Awning length	Mounting	Full Length	Piece
Peugeot	Boxer	L1H1	2006	2.6 m	Wall		9103104263
	Boxer	L1H2	2006	2.6 m	Roof		9103103886
	Boxer	L2H1	2006	3.0 m	Wall		9103104263
	Boxer	L2H2	2006	3.25 m	Roof	9103103887	9600049961
	Boxer	L3H2	2006	3.75 m	Roof	9103103888	9600049961
	Boxer	L3H2 + foldable roof	2006	3.75 m	Wall		9103104263
	Boxer	L3H2 + roofrail	2006	3.75 m	Wall		9103103868
	Boxer	L3H3	2006	3.75 m	Wall		9103103875
	Boxer	L3H3	2006	3.75 m	Roof		9103104205
	Boxer	L4H2	2006	4.0 m	Roof	9103103889	9600049961
	Boxer	L4H2 + foldable roof	2006	4.0 m	Wall		9103104263
	Boxer	L4H2 + roofrail	2006	4.0 m	Wall		9103103868
	Boxer	L4H3	2006	4.0 m	Wall	9103103871	9103103875
	Boxer	L4H3	2006	4.0 m	Roof		9103104205
		Expert		2016	2.6 m	Wall	
	Traveller		2016	2.6 m	Wall		LHT: 9103104011, RHT:9103104012
Renault	Master	L1H2	2010	2.6 m	Roof		9103103901
	Master	L2H2	2010	3.25 m	Roof	9103104010	9103103901
	Master	L3H2	2010	3.75 m	Roof	9103103895	9103103901
	Master	L4H2	2010	4.50 m	Roof	9103103897	9103103901
	Trafic 3	L1H1	2014	2.6 m	Wall		9103104103
	Trafic 3	L2H1	2014	2.6 m	Wall		9103104103
Toyota	Proace		2016	2.6 m	Wall		LHT: 9103104011, RHT:9103104012
	Proace Verso		2016	2.6 m	Wall		LHT: 9103104011, RHT:9103104012
Volkswagen	T5 California		2006	2.6 m	Wall		9103104020
	T5 Multivan		2003	2.6 m	Wall		9103104118
	T5 Multivan	Roofrail	2003	2.6 m	Wall		9103104356
	T6 California		2015	2.6 m	Wall		9103104020
	T6 Multivan	SWB	2018	2.6 m	Wall		9103104118
	T6 Multivan	Roofrail	2018	2.6 m	Wall		9103104356
	Crafter	L3H2	2017	3.0 m	Wall		RHT: 9103104206, LHT:9103104250
	Crafter	L4H2	2017	4.0 m	Wall		RHT: 9103104206, LHT:9103104250
	Crafter	L5H2	2017	4.5 m	Wall		RHT: 9103104206, LHT:9103104250







**Awning adapters in alphabetical order**

BRAND	MODEL	MOUNTING	ADAPTER NR.
Adria	Compact	Wall	001
Adria	Coral XL	Wall	001
Adria	Matrix	Wall	001
Adria	Sonic	Wall	001
Adria	Super Sonic	Wall	001
Ahorn	Ahorn	Wall	001
Ahorn	Alaska	Wall	001
Ahorn	Ahorn Camp	Wall	001
Ahorn	Canada	Wall	001
Arca	Europa	Wall	001
Auto Trail	Imala	Wall	001
Autostar	I600 serie	Wall	001
Autostar	I700 serie	Wall	001
Autostar	P600 serie	Wall	001
Autostar	P700 serie	Wall	001
Bailey	Alliance	Wall	001
Benimar	Cocoon	Wall	001
Benimar	Europe	Wall	001
Benimar	Mileo	Wall	001
Benimar	Perseo	Wall	001
Benimar	Sport	Wall	001
Bürstner	Lyseo	Wall	001
Campêrêve	Neovan	Wall	001
Carado	A serie	Wall	001
Carado	I serie	Wall	001
Carado	V serie	Wall	001
Challenger	Mageo	Wall	001
Challenger	Prium	Wall	001
Challenger	Sirius	Wall	001
Chausson	Exaltis	Wall	001
Chausson	Flash	Wall	001
Chausson	Flash C serie	Wall	001
Chausson	Welcome	Wall	001
CI	Elliot	Wall	001
CI	Horon	Wall	001

BRAND	MODEL	MOUNTING	ADAPTER NR.
CI	Magis	Wall	001
CI	Mizar	Wall	001
CI	Riviera	Wall	001
CI	Sinfonia	Wall	001
CI	Triaca	Wall	001
CI	X-Til	Wall	001
Concorde	Carver	Wall	001
Concorde	Centurion	Wall	001
Concorde	Charisma	Wall	001
Concorde	Credo	Wall	001
Concorde	Credo Passion	Wall	001
Concorde	Cruiser Atego	Wall	001
Concorde	Cruiser Daily	Wall	001
Concorde	Cruiser EuroCargo	Wall	001
Concorde	Liner	Wall	001
Concorde	Liner Plus	Wall	001
Dethleffs	Advantage	Wall	001
Dethleffs	Esprit	Wall	001
Dethleffs	Globetrotter	Wall	001
Dethleffs	Magic Edition	Wall	001
Dethleffs	Pulse	Wall	001
Dethleffs	Trend	Wall	001
Elnagh	King	Wall	001
Elnagh	Magnum	Wall	001
Giottiline	T30 serie	Wall	001
Hobby	Sphinx	Wall	001
McLouis	Glamys	Wall	001
McLouis	Mc	Wall	001
McLouis	Nevis	Wall	001
McLouis	Tandy	Wall	001
Moovéo	C serie	Wall	001
Moovéo	I serie	Wall	001
Moovéo	P serie	Wall	001
Morelo	Alcove	Wall	001
Morelo	Empire	Wall	001

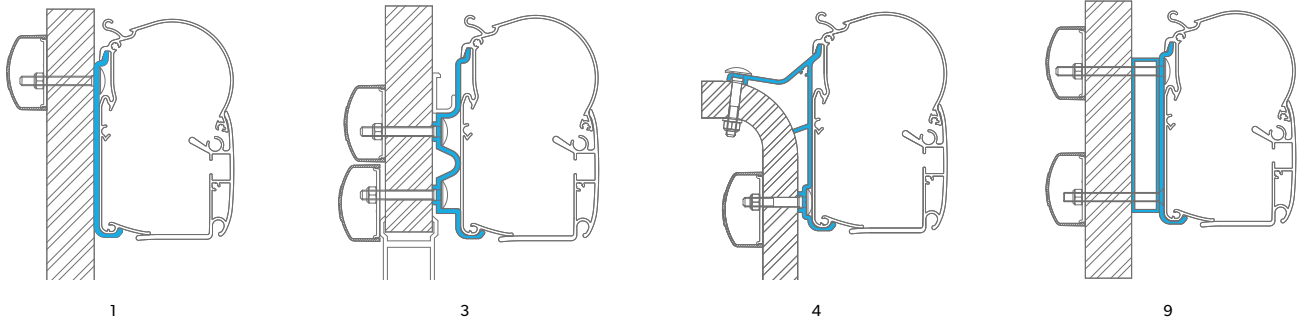
## AWNING ADAPTERS

BRAND	MODEL	MOUNTING	ADAPTER NR.
Morelo	Home	Wall	001
Morelo	Loft	Wall	001
Morelo	Palace	Wall	001
PLA	400 series	Wall	001
Roller Team	Granduca	Wall	001
Roller Team	Magnifico	Wall	001
Roller Team	T-Line	Wall	001
Frankia	Comfort	Wall	001 + 5mm plate
Frankia	F-Line	Wall	001 + 5mm plate
Frankia	Holiday	Wall	001 + 5mm plate
Frankia	Luxury	Wall	001 + 5mm plate
Frankia	M-Line	Wall	001 + 5mm plate
Frankia	Platin	Wall	001 + 5mm plate
Frankia	Platin Limited	Wall	001 + 5mm plate
Frankia	Premium	Wall	001 + 5mm plate
Frankia	Selection	Wall	001 + 5mm plate
Frankia	Titan	Wall	001 + 5mm plate
Adria	Coral	Wall	003
Bürostner	Ixeo	Wall	003
Bürostner	Nexxo	Wall	003
Bürostner	Solano	Wall	003
Challenger	Genesis	Wall	003
Hymer	Camp	Wall	003
Hymer	Starline	Wall	003
Hymer	T654 CI 2x2	Wall	003
Hymer	Tramp	Wall	003
Hymermobil	B-Class	Wall	003
McLouis	Lagan	Wall	003
Rapido	Serie 10	Wall	003
Eriba	Touring	Wall	004
Carado	T serie	Wall	009
Dethleffs	Globe	Wall	009
Dethleffs	Globebus	Wall	009
Challenger	Eden	Wall	010
Chausson	Allegro	Wall	010
Eura Mobil	Integra	Wall	010
Fleurette	Discover	Wall	010
Fleurette	Magister	Wall	010
Fleurette	Migrateur	Wall	010
Bürostner	Elegance	Wall	012
Adria	SHX Ducato H3	Wall	015
Bürostner	Aviano	Wall	015
Clever	Flex 636	Wall	015
Font Vendome	Mondéa	Wall	015
Font Vendome	Terra Van	Wall	015
Globe-Traveller	Explorer	Wall	015
Le Voyageur	Classic	Wall	015
Benimar	Tessoro	Roof	016
Hymer	SX	Roof	016
Hymermobil	S-Class	Roof	016
Niesmann + Bischoff	Flair	Roof	016
Adria	Twin	Roof	018
Auto Trail	Tribute	Roof	018
Auto Trail	V-Line	Roof	018
Autosleeper	Peugeot Campervan	Roof	018
Bavaria	Van	Roof	018
Benimar	Benivan	Roof	018
Blucamp	Optimist	Roof	018
Campéreve	Magellan	Roof	018
Carado	VLow	Roof	018
Chausson	Twist	Roof	018
CI	Kyros	Roof	018
Clever	540 serie	Roof	018
Clever	600 serie	Roof	018
Clever	Runner 636	Roof	018
Dreamer	Fun	Roof	018
Font Vendome	Duo Van	Roof	018

BRAND	MODEL	MOUNTING	ADAPTER NR.
Font Vendome	Leader Camp	Roof	018
Font Vendome	Leader Van	Roof	018
Font Vendome	Rando Camp	Roof	018
Font Vendome	Rando Van	Roof	018
Globecar	Campscout	Roof	018
Globecar	Globescout	Roof	018
Globecar	Globestar	Roof	018
Globecar	Roadscout	Roof	018
Globecar	Summit	Roof	018
Globe-Traveller	Active	Roof	018
Globe-Traveller	Challenge	Roof	018
Hobby	Vantana De Luxe	Roof	018
Hobby	Vantana Premium	Roof	018
Hobby	Vantana Ontour	Roof	018
Knaus	Boxlife	Roof	018
Knaus	Boxstar	Roof	018
La Strada	Avanti	Roof	018
Laika	Kosmo	Roof	018
Malibu	Van	Roof	018
McLouis	Menfys	Roof	018
Niesmann + Bischoff	Arto	Roof	018
Pössl	2 WIN	Roof	018
Randger	R6 series	Roof	018
Randger	R540	Roof	018
Rapido	V serie	Roof	018
Rimor	Horus	Roof	018
Roller Team	Livingstone	Roof	018
Sunlight	CLIFF	Roof	018
Swift	Toscane	Roof	018
EuroCaravanning	Vantourer	Roof	018
Weinsberg	CaraBus	Roof	018
Weinsberg	CaraTour	Roof	018
Westfalia	Amundsen	Roof	018
Ahorn	Van	Roof	020
Campéreve	Lindbergh	Roof	020
Fendt	Bianco	Roof	020
Fendt	Brillant	Roof	020
Fendt	Diamant	Roof	020
Fendt	Opal	Roof	020
Fendt	Saphir	Roof	020
Fendt	Tendenza	Roof	020
Bravia	Swan	Roof	021
La Strada	Regent	Roof	021
Adria	Active	Wall	027
Ahorn	Van City	Wall	027
Hanroad	Trek	Wall	027
Rapido	Distinction	Roof	028
Westfalia	Kepler	Wall	029
Hobby	De Luxe	Roof	033
Hobby	De Luxe Edition	Roof	033
Hobby	Excellent	Roof	033
Hobby	Ontour	Roof	033
Hobby	Prestige	Roof	033
Knaus	Boxdrive	Roof	034
Westfalia	Sven Hedin	Roof	034
Bürostner	Campeo	Wall	036
Hymercar	Fiat	Wall	036
Westfalia	Columbus	Wall	036
Hanroad	Switch	Wall	037
Pössl	Campster	Wall	037
Carthago	C-Compactline	Roof	039
Carthago	Chic C-Line	Roof	039
Carthago	C-Tourer I	Roof	039
Carthago	C-Tourer T	Roof	039
Pössl	Summit	Roof	044

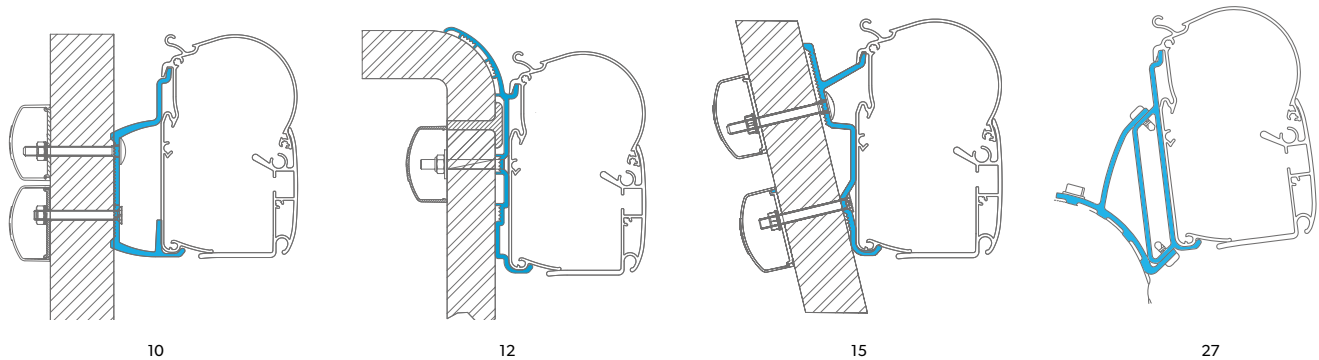
## AWNING ADAPTERS

### ADAPTERS FOR WALL AWNINGS PW 1100, PW 1500



STANDARD FLAT			HYMER CAMP			HYMER VAN B2			DETHLEFFS GLOBEBUS		
AWNING LENGTH	REF. NO.		AWNING LENGTH	REF. NO.		AWNING LENGTH	REF. NO.		AWNING LENGTH	REF. NO.	
3 m	9103103804		3 m	9103103819		3 m	9103103826		3 m	9103103846	
3.5 m	9103103805		3.5 m	9103103820		3.5 m	9103103827		3.5 m	9103103847	
4 m	9103103806		4 m	9103103821		4 m	9103103828		4 m	9103103848	
4.5 m	9103103807		4.5 m	9103103822		4.5 m	9103103829		4.5 m	9103103849	
5 m	9103103808		5 m	9103103823		5 m	9103103830		5 m	9103103850	
5.5 m	9103103809		5.5 m	9103103824		5.5 m	9103103831		5.5 m	9103103851	
6 m	9103103810		4 pcs	9103103825							
5 x 0.4 m	9103103811										
5 x 0.75m	9103103812										

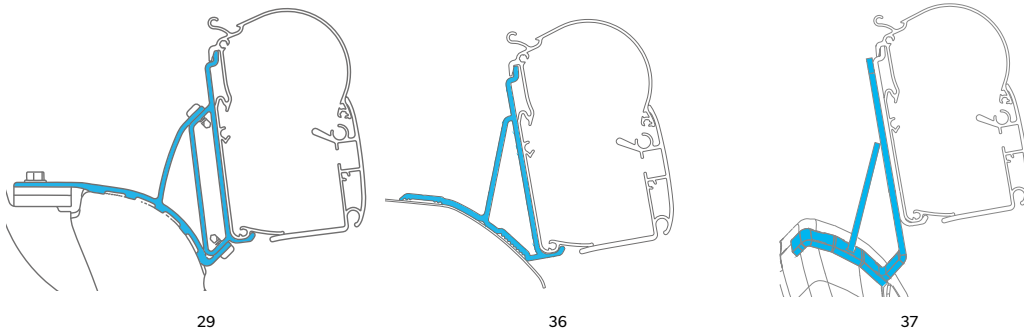
### ADAPTERS FOR WALL AWNINGS PW 1100, PW 1500



CHAUSSON ARCA			BUERSTNER RND			DUCATO H3 + LE VOYAGEUR			VIVARO+TRAFIC+TALENTO+NV300		
AWNING LENGTH	REF. NO.		AWNING LENGTH	REF. NO.		AWNING LENGTH	REF. NO.		AWNING LENGTH	REF. NO.	
3 m	9103103852		3 m	9103103859		3 m	9103103869		2 pcs	9103104103	
3.5 m	9103103853		3.5 m	9103103860		3.5 m	9103103870				
4 m	9103103854		4 m	9103103861		4 m	9103103871				
			4.5 m	9103103862		4.5 m	9103103872				
			5 m	9103103863		5 m	9103103873				
			5.5 m	9103103864		5.5 m	9103103874				
			6 m	9103103865		4 pcs	9103103875				
			4 pcs	9103103866							

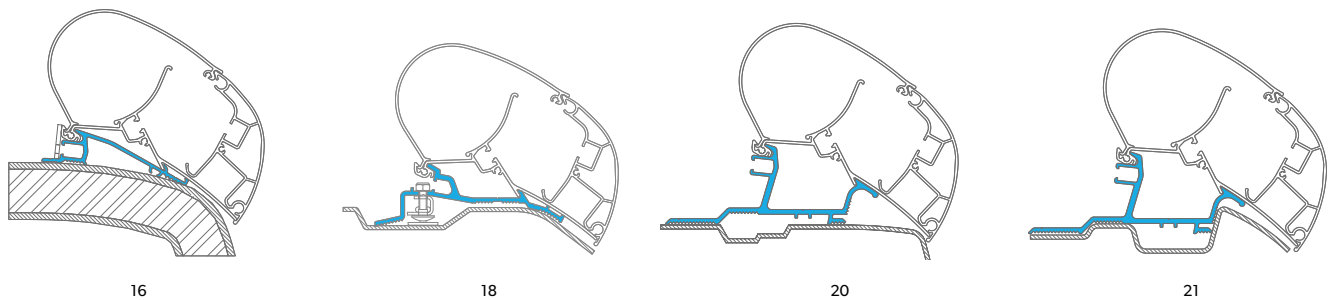
## AWNING ADAPTERS

### ADAPTERS FOR WALL AWNINGS PW 1100, PW 1500



VW T5/T6 MULTIVAN		DUCATO H2 FOLDABLE ROOF		JUMPY EXPERT PROACE					
AWNING LENGTH	REF. NO.	AWNING LENGTH	REF. NO.	AWNING LENGTH	REF. NO.				
2 pcs	9103104118	3.5 m	9103104262	2 pcs LHT	9103104011				
		2 pcs	9103104263	2 pcs RHT	9103104012				

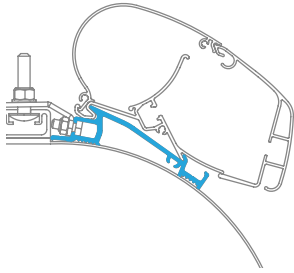
### ADAPTERS FOR ROOF AWNINGS PR 2000, PR 2500



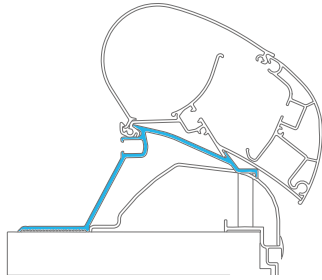
HYMER SX		DUCATO+JUMPER+BOXER 1P		CARAV+MASTER >11		SPRINTER + CRAFTER PRE 2017			
AWNING LENGTH	REF. NO.	AWNING LENGTH	REF. NO.	AWNING LENGTH	REF. NO.	AWNING LENGTH	REF. NO.		
4 m	9103103876	3.25 m	9103103887	3 m	9103103893	2.65 m	9103103902		
4.5 m	9103103877	3.75 m	9103103888	3.25 m	9103104010	3 m	9103103903		
5 m	9103103878	4 m	9103103889	3.5 m	9103103894	3.5 m	9103103904		
5.5 m	9103103879	3 pcs	9103103890	3.75 m	9103103895	3.75 m	9103103905		
6 m	9103103880			4 m	9103103896	4 m	9103103906		
				4.5 m	9103103897	4.5 m	9103103907		
				5 m	9103103898	3 pcs	9103103908		
				5.5 m	9103103899				
				6 m	9103103900				
				3 pcs	9103103901				

**AWNING ADAPTERS**

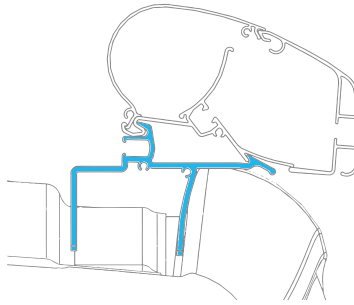
**ADAPTERS FOR ROOF AWNINGS PR 2000, PR 2500**



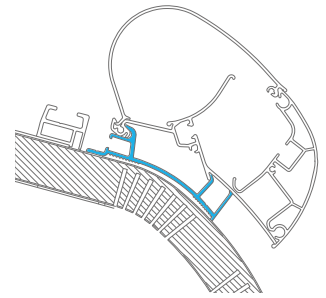
28



33



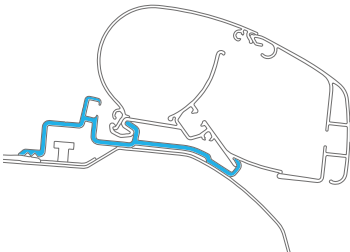
34



39

RAPIDO DISTINCTION			ADAPTER PR-HOBBY CARAVAN 2014			VOLKSWAGEN CRAFTER 2017			CARTHAGO CHIC		
AWNING LENGTH	REF. NO.		AWNING LENGTH	REF. NO.		AWNING LENGTH	REF. NO.		AWNING LENGTH	REF. NO.	
5 m	9103104115		3 pcs	9103104203		2 pcs RHT	9103104206		4 m	9103104292	
5.5 m	9103104116					2 pcs LHT	9103104250		4.5 m	9103104293	
									5 m	9103104294	
									5.5 m	9103104295	

**ADAPTERS FOR ROOF AWNINGS PR 2000, PR 2500**



44

FIAT DUCATO H2 WITH DOMETIC SKYROOF			
AWNING LENGTH	REF. NO.		
3 pcs	9103104378		


## Dometic LED profile

LED strip with modular aluminum profile, white or anodised

	<b>Quality features</b>	<ul style="list-style-type: none"> <li>• Easy installation under the awning on the vehicle wall</li> <li>• Perfect angle of illumination thanks to aluminium profile</li> <li>• Available for all Dometic wall awnings (2.6 – 6 m long)</li> </ul>		
	<b>Product Length (m)</b>	<b>Led profile fragmented, white, 1 x</b>	<b>Led rail full length, white, 5 x</b>	<b>Led rail full length, anodised, 5 x</b>
	2.6	9103104264	9103104272	9103104283
	3.0	9103104265	9103104273	9103104284
	3.5	9103104266	9103104274	9103104285
	4.0	9103104267	9103104275	9103104286
	4.5	9103104268	9103104276	9103104287
	5.0	9103104269	9103104277	9103104288
5.5	9103104270	9103104278	9103104289	
6.0	9103104271	9103104279	9103104290	


## Dometic PW-SJ

Sealing joint for the Dometic PerfectWall PW 1500 / PW 1100

	<b>PW 1500 sealing joints Small, width 50 mm</b>	<b>3.00 m</b>	<b>3.50 m</b>	<b>4.00 m</b>	<b>6.00 m</b>	<b>30.00 m</b>
		9103103979	9103103980	9103103981	–	9103103982
	<b>PW 1500 sealing joints Large, width 75 mm</b>	9103103983	9103103984	9103103985	–	9103103986
	<b>PW 1100 sealing joints</b>	–	–	9103104323	9103104324	9103104325
	<b>Description</b>	Sealing joint for the Dometic PerfectWall awnings. Available in a variety of lengths and widths, this rubber sealing ensures the water-tight attachment of your awning to your RV.				


## Dometic PR-FS

Awning foam strip kit for PR 2000 and PR 2500

	<b>Description</b>	The Dometic PR-FS foam strip prevents leakage by closing the space between the vehicle and the roof awning. It is designed for the Dometic PerfectRoof PR 2000 or PR 2500.	
	<b>Product</b>	<b>Ref. No.</b>	
	Dometic PR Foam Tape, 2 x 1.5M, height 10 mm	9103104391	
	Dometic PR Foam Tape, 2 x 1.5M, height 20 mm	9103104207	
	Dometic PR Foam Tape, 2 x 1.5M, height 40 mm	9600049440	

## Dometic AW-TDKIT

Awning tie down kit


	<b>Description</b>	This tie down kit enables you to firmly anchor PerfectWall and PerfectRoof awnings with support legs into the ground.	
	<b>Quality features</b>	<ul style="list-style-type: none"> <li>• Adjustable straps and robust clasps, just right for windy days</li> <li>• Easy to use, guarantees firm hold</li> <li>• Coil springs relieve strain in wind</li> </ul>	
	<b>Product</b>	<b>Ref. No.</b>	
	Dometic AW-TDKIT	9103104000	

# AN EXTRA ROOM IN FRONT OF THE VEHICLE

How you create additional "living space"

## Domestic Camp Room

Awning tent



### Quality features

- Water- and windproof for optimal protection in all weathers
- Quick and easy: can be set up by one person in under 20 minutes
- Zip-up closures transform the awning into a tent
- Scratch-proof seal to keep the rain out
- Attaching the standard supplied skirts creates an additional sleeping space
- All windows come with mosquito screens, roll-up PVC windows and curtains

Product	Ref. No.	Product	Ref. No.
CampRoom sides PW – Small – Ex 2.5 m	9103103934	CampRoom front – 2.6 m	9103103923
CampRoom sides PW – Small – Ex 2 m	9103103933	CampRoom front – 3 m	9103103924
CampRoom sides PW – Medium – Ex 2.5 m	9103103935	CampRoom front – 3.25 m	9103103925
CampRoom sides PW – Medium – Ex 2.75 m	9103104181	CampRoom front – 3.5 m	9103103926
CampRoom sides PW – Large – Ex 2.5 m	9103103936	CampRoom front – 3.75 m	9103103927
CampRoom sides PW – X-Large – Ex 2.5 m	9103103937	CampRoom front – 4 m	9103103928
		CampRoom front – 4.5 m	9103103929
CampRoom sides PR – Medium – Ex 2.5 m	9103103938	CampRoom front – 5 m	9103103930
CampRoom sides PR – Large – Ex 2.5 m	9103103939	CampRoom front – 5.5 m	9103103931
CampRoom sides PR – Ducato – Ex 2.5 m	9103103940	CampRoom front – 6 m	9103103932



All windows come standard with mosquito screens, roll-up PVC windows (outside) and curtains (inside).



The roll-up door is always fitted on the right hand side. Two doors (left and right) are standard for lengths > 4.50 m.



An additional triangle is included with the Ducato version for even better protection.



You can cover the lower side of the vehicle with a standard supplied skirt (keder rail is not included in the set).



The lock of the clamping profile must be turned only a quarter of a turn.



The mast profiles are fitted with rubber seals to prevent scratching and to make the area entirely waterproof. The height can easily be adjusted.



The side panel is secured to the support legs with Velcro straps and then connected with the front panel.



The cross brace adds stability to the tent.



# DOMETIC REVO ZIP PRIVACY ROOM

## More than just shade

Dometic Revo Zip awnings can be fitted with a privacy room in a matter of minutes to provide comfortable accommodation away from the elements. The side walls simply zip to the awning roof and can be attached to the vehicle by using the Limpet™ Fix System or upright poles. The front wall slides into the prepared channel on

the awning's front rail and zips to the side walls. The Dometic Revo Zip Privacy Room comes complete with curtains and side doors with mesh panels behind. Suitable for vehicles with a rail height of between 240 and 270 cm.

- Side walls simply zip to the Revo roof
- Front wall slides into channel on the Revo front rail and zips to the side walls
- Side walls can be attached to the vehicle side using the Limpet™ Fix System or by using rear upright poles
- Height of side walls can be varied to suit different height vehicles with a rail height of between 240 -270 cm
- Complete with curtains on easy-slide track
- Zip-out side and front panels
- Side doors with mesh panels behind



MODEL	FITS AWNING MODEL	WEIGHT (KG)	REF. NO.
240 PRIVACY ROOM	REVO ZIP 240	9.1	9103104329
270 PRIVACY ROOM	REVO ZIP 270	9.8	9103104330
310 PRIVACY ROOM	REVO ZIP 310	10.7	9103104331
350 PRIVACY ROOM	REVO ZIP 350	11.1	9103104332
400 PRIVACY ROOM	REVO ZIP 400	11.5	9103104333
450 PRIVACY ROOM	REVO ZIP 450	11.9	9103104334
DOMETIC REVO SUPPORT RAFTER	350 – 450	0.5	9103104335



# ADDITIONAL PRIVACY AND WEATHER PROTECTION


## RainProtect

RainProtect is made from a grey, water- and windproof PVC material. The front and the side panels are available in different sizes. The front panel is non-transparent, the side panels (suitable for use left or right) have a panoramic window. They extend down to the ground to provide optimal protection against moisture.




## Dometic RainProtect Front

Made from long-lasting opaque fabric, this windproof and waterproof PVC panel provides extra protection against the elements.

	<b>Quality features</b>	<ul style="list-style-type: none"> <li>• Designed to fit all Dometic awnings with support legs</li> <li>• Windproof and waterproof construction</li> <li>• For awning extensions of 2.50 m with widths from 2.6 to 6.0 m</li> </ul>	
	<b>For awning width (m)</b>	<b>Extension (m)</b>	<b>Ref. No.</b>
	2.60	1.40	9103103954
	3.00	1.40	9103103955
	3.50	1.40	9103103956
	3.75	1.40	9103103957
	4.00	1.40	9103103958
	4.50	1.40	9103103959
	5.00	1.40	9103103960
	5.50	1.40	9103103961
6.00	1.40	9103103962	

## Dometic RainProtect deLuxe Side

Panoramic window protects against rain and wind down to the ground. Can be used left or right.

	<b>Quality features</b>	<ul style="list-style-type: none"> <li>• Designed to fit all Dometic awnings with support legs</li> <li>• Windproof and waterproof construction</li> <li>• For awning extensions of 2.50 m and heights from 2.0 to 3.2 m</li> </ul>		
	<b>Size</b>	<b>For awning extension (m)</b>	<b>Height (m)</b>	<b>Ref. No.</b>
	SMALL	2.50	2.00 – 2.29	9103103967
	MEDIUM	2.50	2.30 – 2.59	9103103968
	LARGE	2.50	2.60 – 2.89	9103103969
	X-LARGE	2.50	2.90 – 3.20	9103103970

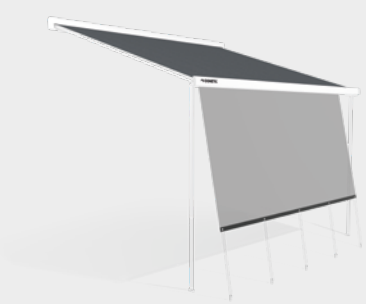
## SunProtect

SunProtect is a transparent screen fabric that lets the light through and keeps the heat out. It is available as a front panel or side panel. The front panel has an extension of 1.40 metres and can be supplied for various awning widths. The side panel can be fitted either to the right or left of the awning. There's a matching SunProtect for all Dometic awnings.




### Dometic SunProtect Front

Let the light in but keep the heat out with this breathable and translucent awning attachment. Available in a variety of sizes.

	<b>Quality features</b>	<ul style="list-style-type: none"> <li>• A translucent sun screen to keep you cool and protect you from the sun</li> <li>• Comes in a large range of widths, ranging from 2.60 m to 6 m, to suit most models</li> <li>• Consists of a light-permeable screen fabric that admits light but blocks heat</li> </ul>	
	<b>For awning width (m)</b>	<b>Extension (m)</b>	<b>Ref. No.</b>
	2.60	1.40	9103103941
	3.00	1.40	9103103942
	3.50	1.40	9103103943
	3.75	1.40	9103103944
	4.00	1.40	9103103945
	4.50	1.40	9103103946
	5.00	1.40	9103103947
	5.50	1.40	9103103948
6.00	1.40	9103103949	

### Dometic SunProtect Side

Let the light in but keep the heat out with this breathable and translucent awning attachment. Available in a variety of sizes.

	<b>Quality features</b>	<ul style="list-style-type: none"> <li>• A translucent sun screen to keep you cool and protect you from the sun</li> <li>• For awning extensions of 2.50 m and heights from 2.0 to 3.2 m</li> <li>• Consists of a light-permeable screen fabric that admits light but blocks heat</li> </ul>		
	<b>Size</b>	<b>For awning extension (m)</b>	<b>Height (m)</b>	<b>Ref. No.</b>
	SMALL	2.50	2.00 – 2.29	9103103950
	MEDIUM	2.50	2.30 – 2.59	9103103951
	LARGE	2.50	2.60 – 2.89	9103103952
	X-LARGE	2.50	2.90 – 3.20	9103103953



# EXPERTS IN LIGHT AND AIR

## Dometic windows, roof windows and roller blinds

When it comes to creating perfect ventilation and light conditions, Dometic products are the obvious choice. 70% of all European recreational vehicles use window systems which are made at the Krautheim factory in Southern Germany. The continuous feedback from OEMs, vehicle designers and motorhome enthusiasts results in innovative solutions that set industry standards on an international scale.

Dometic provides a huge choice of hinged and sliding windows – complemented by perfectly matching fly screens and roller blind systems. Intelligent design, high-grade materials and solid workmanship guarantee maximum functionality, convenient handling and a long service life.



## WINDOWS & ROOF WINDOWS

Quality from the market leader: perfect workmanship, easy handling. Best-in-class thermal insulation.


Page 46 - 59



## BLIND SYSTEMS & FLY SCREENS

Effective protection, easy handling. Tailor-made solutions for windows and Roof windows in all standard sizes.

Page 60 - 66



## ACCESSORIES

Rainwater drainage with integrated LED strip light for Fiat Ducato sliding doors. Safety net for protecting children on board.

Page 66



## SERVICE HATCHES

Beautiful design from weatherproof plastic material. Easy to fit without screws, horizontal or vertical installation.

Page 67



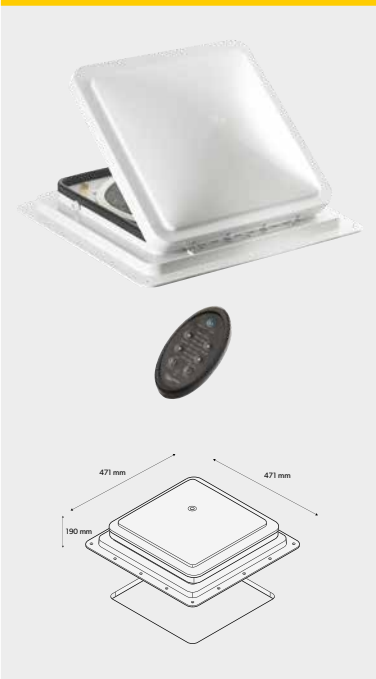
# ROOF VENTS

FOR FRESH AND CLEAN AIR IN THE VEHICLE

## Dometic FanTastic Vent 7350

3.42

Roof vent with white dome incl. remote control, 471 x 471 mm




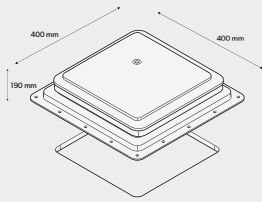
<b>Quality Features</b>	<ul style="list-style-type: none"> <li>• Manual speed fan with 14 settings</li> <li>• Automatic variable speed controlled by built-in thermostat</li> <li>• Fits standard 471 x 471 mm</li> <li>• Rain sensor automatically closes dome when wet</li> <li>• Incl. remote control</li> </ul>
<b>Dimensions (W x H x D)</b>	471 x 190 x 471 mm
<b>Color type</b>	White
<b>Product</b>	<b>Ref. No.</b>
Dometic FanTastic Vent 7350	9600005804

## Dometic FanTastic Vent 2250

3.42

Roof vent with white dome, 400 x 400 mm


	<b>Quality Features</b>	<ul style="list-style-type: none"> <li>• 3-speed fan (low, medium, high)</li> <li>• Fits standard sizes</li> <li>• Built-in thermostat</li> </ul>
	<b>Dimensions (W x H x D)</b>	400 x 190 x 400 mm
	<b>Color type</b>	White
	<b>Product</b>	<b>Ref. No.</b>
	Dometic FanTastic Vent 2250	9108879484

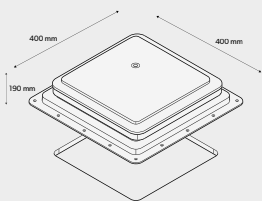


## Dometic FanTastic Vent 3350

3.42

Roof vent with white dome, 400 x 400 mm

	<b>Quality Features</b>	<ul style="list-style-type: none"> <li>• Three fan blade speeds</li> <li>• Built-in thermostat</li> <li>• Quiet operation</li> </ul>
	<b>Dimensions (W x H x D)</b>	400 x 190 x 400 mm
	<b>Color type</b>	White
	<b>Product</b>	<b>Ref. No.</b>
	Dometic FanTastic Vent 3350	9108879488





# WINDOWS & ROOF WINDOWS

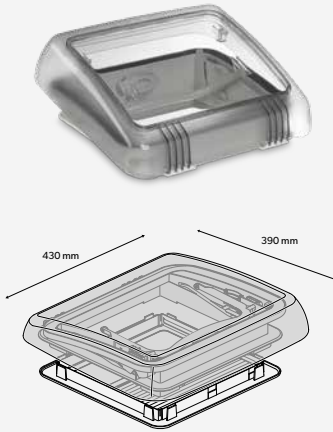
FRESH AIR AND NATURAL LIGHT IN THE VEHICLE

There are many different ways to let fresh air and natural light into the vehicle. You can use one of our popular lift-and-tilt roof windows (Hekis), or opt for a top-hung or sliding window.



# Dometic Micro Heki 280 x 280

Roof window


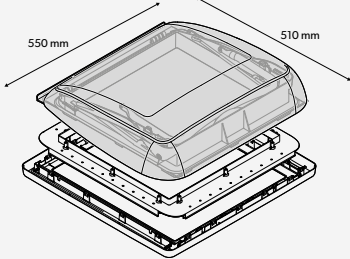


\* Requires additional assembly kit

	WITH FORCED VENTILATION	WITHOUT FORCED VENTILATION
<b>Operating</b>	Lever	Lever
<b>Positions</b>	2	2
<b>Max. opening angle</b>	50°	50°
<b>PMMA glazing</b>	Double	Double
<b>Darkening</b>	Single-pleated	Single-pleated
<b>Fly screen</b>	Single-pleated	Single-pleated
<b>Frame material</b>	ASA	ASA
<b>Frame colour</b>	RAL 9001	RAL 9001
<b>Possible roof thickness</b>	23 – 42* mm	23 – 42* mm
<b>Installation dimensions = External space requirement</b>	430 x 390 mm	430 x 390 mm
<b>Aperture size</b>	280 x 280 mm	280 x 280 mm
<b>Weight</b>	1.7 kg	1.7 kg
<b>Quality Features</b>	<ul style="list-style-type: none"> <li>• Model available with inner fly screen (can be adjusted separately) and optional darkening</li> <li>• Model available with or without forced ventilation</li> <li>• Maximum opening angle: 50°</li> <li>• Double acrylic glazing, tinted on the outside</li> <li>• Lockable vent position</li> <li>• For roof thickness of 23–42 mm</li> </ul>	
<b>Product</b>	<b>Ref. No.</b>	
Roof window with flyscreen, forced ventilation	9104117434	
Roof window with flyscreen	9104117435	
Roof window with blinds and flyscreen, forced ventilation	9104117679	
Roof window with blinds and flyscreen	9104117680	
<b>/ Optional extras</b>		
Adapter frame for roof thicknesses of 43–60 mm	9104118059	
Adapter frame for Fiat Ducato	9104116108	
Assembly kit 23–25 mm	9104118048	
Assembly kit 26–27 mm	9104118049	
Assembly kit 28–29 mm	9104118050	
Assembly kit 30–31 mm	9104118051	
Assembly kit 32–33 mm	9104118052	

# Dometic Mini Heki Style 400 x 400

Roof window

		WITH FORCED VENTILATION	WITHOUT FORCED VENTILATION
  <p>* Requires shortening of the screw bosses</p>	<b>Operating</b>	Lever	Lever
	<b>Positions</b>	3	3
	<b>Max. opening angle</b>	50°	50°
	<b>PMMA glazing</b>	Double	Double
	<b>Darkening</b>	Single-pleated	Single-pleated
	<b>Fly screen</b>	Single-pleated	Single-pleated
	<b>Frame material</b>	ASA	ASA
	<b>Frame colour</b>	RAL 9001	RAL 9001
	<b>Standard roof thickness</b>	42 mm / 60 mm	42 mm / 60 mm
	<b>Possible roof thickness</b>	25–41* mm / 43–59* mm	25–41* mm / 43–59* mm
	<b>Installation dimensions = External space requirement</b>	550 x 510 mm	550 x 510 mm
	<b>Aperture size</b>	400 x 400 mm	400 x 400 mm
	<b>Weight</b>	3.3 kg	3.3 kg
<b>Quality Features</b>	<ul style="list-style-type: none"> <li>• Opens to three positions: fully open, half-open, and bad-weather position</li> <li>• Dome with double acrylic glazing</li> <li>• Special shaped glass dome is aerodynamic</li> <li>• Handle-operated</li> <li>• Without or without forced ventilation</li> <li>• 400 x 400 mm</li> </ul>		
<b>Product</b>		<b>Ref. No.</b>	
Roof window with forced ventilation, roof thickness 25–42 mm		9104116244	
Roof window with forced ventilation, roof thickness 43–60 mm		9104116245	
Roof window without forced ventilation, roof thickness 25–42 mm		9104116242	
Roof window without forced ventilation, roof thickness 43–60 mm		9104116243	
<b>/ Optional extras</b>			
Spoiler		9104100260	
Adapter frame for Roof windows bigger than 400 x 400 mm		9103500476	
Adapter frame for Fiat Ducato 250, 400 x 400 mm		9104114007	

## Dometic Mini Heki S 400 x 400

Roof window



\* Requires shortening of the screw bosses

<b>Operating</b>	Handles
<b>Positions</b>	5
<b>PMMA glazing</b>	Single
<b>Darkening</b>	Single-pleated
<b>Fly screen</b>	Single-pleated
<b>Frame material</b>	ASA
<b>Frame colour</b>	RAL 9001
<b>Standard roof thickness</b>	42 mm / 60 mm
<b>Possible roof thickness</b>	23–41* mm or 43–59* mm
<b>Installation dimensions = External space requirement</b>	500 x 500 mm
<b>Aperture size</b>	400 x 400 mm
<b>Weight</b>	2.9 kg
<b>Quality Features</b>	<ul style="list-style-type: none"> <li>• Using handles, it can be placed in five different positions</li> <li>• Separately adjustable darkening and fly screens keep light and insects out</li> <li>• Forced ventilation</li> </ul>
<b>Product</b>	<b>Ref. No.</b>
Dometic Mini Heki S, Roof window for roof thickness 25–42 mm	9104100289
Dometic Mini Heki S, Roof window for roof thickness 43–60 mm	9104100290
<b>/ Optional extras</b>	
Spoiler	9104100260
Adapter frame for Roof windows bigger than 400 x 400 mm	9103500476
Adapter frame for Fiat Ducato 250, 400 x 400 mm	9104114007

## Dometic Midi Heki Style 700 x 500

Roof window

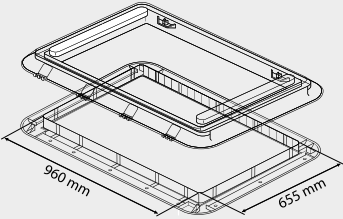


\* Requires additional assembly kit

	MIDI HEKI (HANDLE)	MIDI HEKI (CRANK)
<b>Operating</b>	Lever	Crank
<b>Positions</b>	3	variable
<b>Max. opening angle</b>	45°	60°
<b>PMMA glazing</b>	Double	Double
<b>Darkening</b>	Single-pleated	Single-pleated
<b>Fly screen</b>	Single-pleated	Single-pleated
<b>Frame material</b>	ASA	ASA
<b>Frame colour</b>	RAL 9001	RAL 9001
<b>Standard roof thickness</b>	30 – 34 mm	30 – 34 mm
<b>Possible roof thickness</b>	25 – 29 / 35 – 60 *mm	25 – 29 / 35 – 60 *mm
<b>Installation dimensions = External space requirement</b>	880 x 650 mm	880 x 650 mm
<b>Aperture size</b>	700 x 500 mm	700 x 500 mm
<b>Weight</b>	8.0 kg	8.5 kg
<b>Quality Features</b>	<ul style="list-style-type: none"> <li>• Separately adjustable darkening and fly screens</li> <li>• Well insulated dome with double acrylic glazing</li> <li>• Improved aerodynamics reduce by 20 %</li> </ul>	
Product	Ref. No.	
Dometic Midi Heki Style, Roof window with lever, with forced ventilation, white, 700 x 500 mm	9104120057	
Dometic Midi Heki Style, Roof window with crank, with forced ventilation, white, 700 x 500 mm	9104120059	
Dometic Midi Heki Style, Roof window with lever, without forced ventilation, white, 700 x 500 mm	9104120058	
Dometic Midi Heki Style, Roof window with crank, without forced ventilation, white, 700 x 500 mm	9104120060	
Dometic Midi Heki Style, Roof window with lever, with forced ventilation, grey, 700 x 500 mm	9104121199	
Dometic Midi Heki Style, Roof window with crank, with forced ventilation, grey, 700 x 500 mm	9104121201	
Dometic Midi Heki Style, Roof window with lever, without forced ventilation, grey, 700 x 500 mm	9104121200	
Dometic Midi Heki Style, Roof window with crank, without forced ventilation, grey, 700 x 500 mm	9104121202	
<b>/ Optional extras</b>		
Adapter frame Fiat Ducato	9104116106 (front)	
Adapter frame Fiat Ducato	9104116107 (rear)	
Spoiler 800 mm	9104100236	
Assembly kit 25–29 mm	9104100261	
Assembly kit 35–42 mm	9104100263	
Assembly kit 43–52 mm	9104100264	
Assembly kit 53–60 mm	9104100265	

## Dometic Heki 2 960 x 655

Roof window for caravans



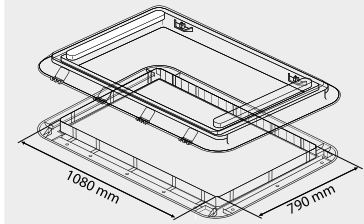
\* Requires additional assembly kit

<b>Operating</b>	Lever
<b>Positions</b>	3
<b>Max. opening angle</b>	55°
<b>PMMA glazing</b>	Double
<b>Darkening</b>	Roller blind system
<b>Fly screen</b>	Roller blind system
<b>Frame material</b>	ASA
<b>Frame colour</b>	RAL 9001
<b>Standard roof thickness</b>	25–32 mm
<b>Possible roof thickness</b>	33–60 *mm
<b>Installation dimensions = External space requirement</b>	1080 x 790 mm
<b>Aperture size</b>	960 x 655 mm
<b>Weight</b>	11.0 kg
<b>Quality Features</b>	<ul style="list-style-type: none"> <li>• Gas pressure springs for easy opening</li> <li>• Separately adjustable darkening and fly screens</li> <li>• Forced ventilation</li> <li>• Double acrylic glazing</li> </ul>

Product	Ref. No.
Dometic Heki 2	9104100235
<b>/ Optional extras</b>	
Inner frame with integrated lights and roller blind as upgrade (same as for Heki 2 DeLuxe)	9104100241
Spoiler 800 mm	9104100236
Assembly kit 32–39 mm	9104100245
Assembly kit 39–46 mm	9104100246
Assembly kit 46–53 mm	9104100247
Assembly kit 53–60 mm	9104100248

## Dometic Heki 2 de Luxe 960 x 655

Roof window with integrated lights and honeycomb blind

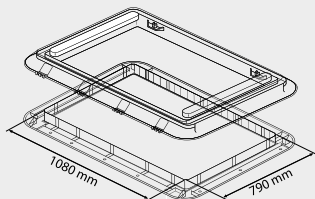


\* Requires additional assembly kit

<b>Operating</b>	Lever
<b>Positions</b>	3
<b>Max. opening angle</b>	55°
<b>12-volt lights</b>	4 x 5 W
<b>PMMA glazing</b>	Double
<b>Darkening</b>	Duette
<b>Fly screen</b>	Roller blind system
<b>Frame material</b>	ASA
<b>Frame colour</b>	RAL 9001
<b>Standard roof thickness</b>	25–32 mm
<b>Possible roof thickness</b>	33–60 * mm
<b>Installation dimensions = External space requirement</b>	1080 x 790 mm
<b>Aperture size</b>	960 x 655 mm
<b>Weight</b>	11.0 kg
<b>Quality Features</b>	<ul style="list-style-type: none"> <li>• Gas pressure springs</li> <li>• Double-pleated Duette honeycomb roller blind and fly screen</li> <li>• Forced ventilation</li> <li>• Double acrylic glazing</li> <li>• Integrated lighting</li> </ul>
<b>Product</b>	<b>Ref. No.</b>
Dometic Heki 2 de Luxe	9104100240
<b>/ Optional extras</b>	
Spoiler 800 mm	9104100236
Spoiler 1,100 mm	9104100237
Assembly kit 32–39 mm	9104100245
Assembly kit 39–46 mm	9104100246
Assembly kit 46–53 mm	9104100247
Assembly kit 53–60 mm	9104100248

## Dometic Heki 3plus 960 x 655

Roof window



\* Requires additional assembly kit

<b>Operating</b>	Crank
<b>Positions</b>	variable
<b>Max. opening angle</b>	70°
<b>PMMA glazing</b>	Double
<b>Darkening</b>	Duette
<b>Fly screen</b>	Single-pleated
<b>Frame material</b>	ASA
<b>Frame colour</b>	RAL 9001
<b>Standard roof thickness</b>	25 – 32 mm
<b>Possible roof thickness</b>	33 – 60* mm
<b>Installation dimensions = External space requirement</b>	1080 x 790 mm
<b>Aperture size</b>	960 x 655 mm
<b>Weight</b>	15 kg
<b>Quality Features</b>	<ul style="list-style-type: none"> <li>• Double-pleated Duette honeycomb blind</li> <li>• Pleated, black gauze fly screen</li> <li>• Double acrylic glazing</li> </ul>
<b>Product</b>	<b>Ref. No.</b>
Dometic Heki 3plus	9104115635
<b>/ Optional extras</b>	
Spoiler 800 mm	9104100236
Spoiler 1,100 mm	9104100237
Assembly kit 32 – 39 mm	9104100245
Assembly kit 39 – 46 mm	9104100246
Assembly kit 46 – 53 mm	9104100247
Assembly kit 53 – 60 mm	9104100248

# DOMETIC S4

## Dometic S4 framed window made of polyurethane with fully integrated roller blind and fly screen for motorhomes, panel vans and caravans

The unique Dometic polyurethane frame windows have been tried and tested millions of times and are suitable for all vehicle categories, including panel vans with a radius of up to 5000 mm. The extremely torsion-resistant frame has by far the best insulating properties of all available window materials for recreational vehicles. Furthermore, these frames are extremely UV and weather resistant. The pre-assembled blackout blinds and fly screens - each with one-handed operation - contribute to a particularly quick and easy installation time. All visible surfaces are coated with 2K paint, outside in black RAL9005 and inside cream white RAL9001. The double-glazed window surfaces made of bubble-free, gray-tinted acrylic glass can be continuously and self-lockingly fixed in any position using telescopic stainless steel stays. In the closed position, the window pane surface lies flush in the frame and, in combination with the security locks, offers increased protection against burglary. The blackout roller blinds are aluminum-coated on the back and

offer excellent thermal protection. The S4 windows are suitable for all vehicle walls with a wall thickness of 26 mm-41 mm. Wall cutout radius 12 mm. Both the outer frame and the inner frame can be painted over if necessary.



- Extremely torsion-resistant and excellently insulating frame
- Weather and UV resistant
- Double-glazed bubble-free acrylic pane, infinitely adjustable
- Increased burglary protection
- Particularly easy and quick to install thanks to complete integration of the roller blinds, no wall drilling required
- Widest range of sizes available
- E7 test mark
- Suitable for vehicles up to 160 km/h
- Made in Germany





## Dometic S4 Windows

Top-hung and sliding windows

<p>Sliding window</p>  <p>Hinged window</p> 	<p><b>Quality Features</b></p> <ul style="list-style-type: none"> <li>• Double acrylic glazing and polyurethane frame for excellent insulation</li> <li>• Built-in aluminium-coated darkening blind</li> <li>• Practical fly screen keeps insects out</li> <li>• Quick and easy installation</li> <li>• Friction hinges allow opening to any position (top-hung version)</li> </ul>
--	---

Size W x H (mm)	Overall size W x H (mm)	Space size W x H (mm)	Clearance dimension W x H (mm)	Weight (kg)	Ref. No. hinged window	Ref. No. sliding window
300 x 500	343 x 531	293 x 498	204 x 354	4.3	9104117016	–
350 x 500	393 x 531	343 x 498	254 x 354	4.7	9104115543	–
500 x 300	544 x 330	499 x 298	404 x 154	4.3	9104115544	–
500 x 350	544 x 380	500 x 348	404 x 204	4.7	9104115545	–
500 x 450	544 x 480	500 x 448	404 x 304	5.0	9104115546	9104100141
500 x 500	544 x 531	499 x 499	404 x 354	5.7	9104115547	–
550 x 550	594 x 581	549 x 549	454 x 404	5.7	9104115549	–
550 x 600	594 x 631	549 x 599	454 x 454	6.1	9104115551	–
600 x 500	644 x 531	599 x 498	504 x 354	6.1	9104115552	9104100147
600 x 600	644 x 631	599 x 599	504 x 454	7.0	9104115553	9104100149
700 x 300	745 x 330	700 x 298	604 x 154	5.3	9104115555	9104100151
700 x 400	745 x 430	702 x 398	604 x 254	6.1	9104115557	9104100153
700 x 450	745 x 481	702 x 448	604 x 304	6.5	9104115558	9104100155
700 x 500	745 x 531	700 x 498	604 x 354	7.0	9104115559	–
700 x 550	745 x 581	700 x 549	604 x 404	7.4	9104115560	9104100157
700 x 600	745 x 631	702 x 599	604 x 454	7.7	9104115561	9104100159
750 x 600	797 x 631	750 x 599	654 x 454	8.2	9104115564	9104100163
800 x 350	846 x 380	800 x 347	704 x 204	6.6	9104115565	9104100165
800 x 450	846 x 481	801 x 450	704 x 304	7.1	9104115566	9104100167
900 x 400	948 x 430	902 x 398	804 x 254	7.5	9104115568	9104100171
900 x 450	948 x 481	902 x 448	804 x 304	8.0	9104115569	9104100173
900 x 500	948 x 531	902 x 499	804 x 354	8.4	9104115570	9104100175
900 x 550	948 x 581	902 x 549	804 x 404	8.6	9104115571	9104100177
900 x 600	948 x 631	902 x 599	804 x 454	9.2	9104115572	9104100179
1000 x 450	1048 x 481	1002 x 448	904 x 304	8.6	9104115573	–
1000 x 500	1048 x 531	1002 x 499	904 x 354	9.3	9104115574	9104100181
1000 x 600	1048 x 631	1002 x 599	904 x 454	11.0	9104115576	9104100185
1000 x 800	1048 x 832	1002 x 800	904 x 654	12.0	9104115577	–
1100 x 450	1148 x 481	1103 x 448	1004 x 304	9.9	9104115578	9104100187
1100 x 550	1148 x 581	1102 x 549	1004 x 404	10.1	9104115579	–
1200 x 300	1248 x 330	1201 x 297	1104 x 154	8.2	9104115581	–
1200 x 500	1249 x 531	1203 x 500	1104 x 354	10.5	9104115583	–
1200 x 600	1249 x 631	1201 x 599	1104 x 454	12.5	9104115584	9104100189
1200 x 700	1249 x 733	1201 x 699	1104 x 554	13.1	9104115585	–
1300 x 600	1343 x 631	1297 x 599	1204 x 454	14.2	9104115588	9104100193
1450 x 550	1500 x 581	1453 x 549	1354 x 404	13.6	9104115589	–
1450 x 600	1500 x 631	1454 x 599	1354 x 454	14.9	9104115590	9104100195
1450 x 700	1500 x 733	1452 x 699	1354 x 554	15.7	9104115591	–
1600 x 600	1650 x 631	1602 x 599	1504 x 454	16.2	9104115593	–

# DOMETIC S7P - R5000

## the aluminium framed top hung window for all vans

The Dometic S7P frame windows, which are slightly curved on the outside and lie extremely flat, are ideal for panel vans. Powder-coated aluminum profiles ensure lighter weight, excellent thermal insulation and a first-class surface finish. The unique combination of the thermally separated outer frame and the integrated rainwater drain makes this window system ideal for use in all climatic conditions.

High-quality double-insulated acrylic glazing, darkly tinted in privacy black and free of inclusions and air bubbles.

- Multiple locking protects against intruders, exhibitor with automatic locking, telescopic. Ventilation stand integrated.
- Quick installation using mounting brackets specially developed for this system for almost all wall thicknesses from 22 mm to a maximum of 44 mm
- Excellent insulation thanks to thermally separated aluminum profiles of the outer frame.
- Outer frame with integrated rainwater drainage prevents standing water in the outer frame
- Concealed integrated pressure compensation valves
- Opening angle up to 81°, locks with child safety locks, ventilation stand integrated
- Suitable for vehicle wall curvature radius of 5000 mm, wall cutout corner radius 75 mm
- Outer frame with 5.2 mm extremely flat structure, outer pane integrated flat
- For wall thicknesses from 22-43 mm
- Approved for vehicles up to 160 km/h
- Made in Germany



## Dometic S7P windows

A perfect match for panel vans with curved outlines: S7P windows look great with their slightly curved radius of 5000 mm, flush-fitting pane and dark-tinted double acrylic glazing. The lightweight, powder-coated aluminium frame ensures excellent insulation and a perfect finish.

Size W x H (mm)	Overall size W x H (mm)	Space size W x H (mm)	Clearance dimension W x H (mm)	Weight (kg)	Ref. No.
280 x 380	308 x 408	280 x 380	230 x 330	1.6	9104116042
490 x 500	518 x 528	490 x 500	440 x 450	3.0	9104116041
560 x 465	588 x 493	560 x 465	510 x 415	3.2	9104116040
700 x 510	728 x 538	700 x 510	650 x 460	4.1	9104116039
750 x 465	778 x 493	750 x 465	700 x 415	4.0	9104116038
818 x 315	843 x 343	818 x 315	768 x 265	3.2	9104116037
960 x 450	988 x 478	960 x 450	910 x 400	4.8	9104116036
985 x 465	1013 x 493	985 x 465	935 x 415	5.1	9104116035

## Accessories – Car Plissee for S7P window

The single pleated darkening screen and the fly screen can be clipped together and adjusted with one hand to any position. Curvature radius of 5000 mm. For wall thickness 26 – 27 mm

Size W x H (mm)	Window size W x H (mm)	Colour	Ref. No.
233 x 352	280 x 380	creme	9104116029
443 x 472	490 x 500	creme	9104116030
513 x 437	560 x 465	creme	9104116018
653 x 482	700 x 510	creme	9104116019
703 x 437	750 x 465	creme	9104116020
771 x 287	818 x 315	creme	9104116021
913 x 422	960 x 450	creme	9104116022
938 x 437	985 x 465	creme	9104116044



Fly screen

Darkening

## Accessories – Fixing kit for S7P window

The fixing kits matching the various window sizes are indispensable installation accessories for S7P aluminium windows; they make installation very easy. Mounting brackets and screws for the existing wall thickness are included.

Wall thickness (mm)	Ref. No.
22 – 23	9104116094
24 – 25	9104116095
26 – 27	9104116096
28 – 29	9104116097
30 – 31	9104116098
32 – 33	9104116099
34 – 35	9104116100
36 – 37	9104116101
38 – 39	9104116102
40 – 41	9104116103
42 – 43	9104116104



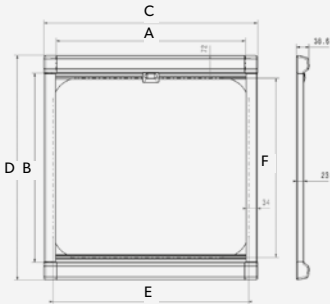


# BLIND SYSTEMS AND FLY SCREENS

KEEP HEAT, INSECTS AND PRYING EYES OUT

## Dometic DB1R

Darkening roller blind with fly screen



Order size		Total measurement		Window section		Weight (kg)	cream white
Size A (mm)	Size B (mm)	Size C (mm)	Size D (mm)	Size E (mm)	Size F (mm)		Ref. No.
480	330	554	436	500	300	1.25	9104121218
480	530	554	636	500	500	1.3	9104121219
580	530	654	636	600	500	1.35	9104121220
580	630	654	736	600	600	1.39	9104121221
680	430	754	536	700	400	1.41	9104121222
680	530	754	636	700	500	1.45	9104121223
680	630	754	736	700	600	1.49	9104121224
780	530	854	636	800	500	1.54	9104121225
780	630	854	736	800	600	1.59	9104121226
880	330	954	436	900	300	1.64	9104121227
880	530	954	636	900	500	1.7	9104121228
880	630	954	736	900	600	1.74	9104121229
980	530	1054	636	1000	500	1.81	9104121230
980	630	1054	736	1000	600	1.85	9104121231
1080	530	1154	636	1100	500	1.9	9104121232
1080	630	1154	736	1100	600	1.94	9104121233
1180	330	1254	436	1200	300	1.9	9104121234
1180	530	1254	636	1200	500	1.94	9104121235
1180	630	1254	736	1200	600	1.98	9104121236
1280	530	1354	636	1300	500	2.04	9104121237
1280	630	1354	736	1300	600	2.09	9104121238
1580	630	1654	736	1600	600	2.21	9104121239
<b>Dometic DB1R – Roof hatch roller blind</b>							
410	480	484	586	430	450	0.96	9104121240
470	480	544	586	490	450	1.08	9104121241
510	580	584	686	530	550	1.15	9104121242

- New design – blends in harmoniously with modern vehicle models
- Preassembled to fit RV windows
- Black-out blind and fly screen can be adjusted separately
- Fly screen can be fitted top or bottom
- Maximum field of vision due to slim profiles
- No visible screws
- Tool-free tensioning of blind and fly screen



## Dometic Rastrollo 3000

Roller blind

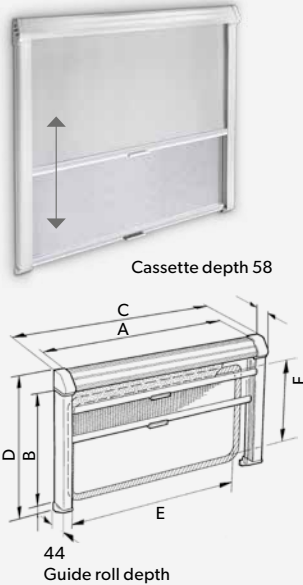
Quality features							<ul style="list-style-type: none"> <li>• Spring loaded roller blind for smooth and even unwinding</li> <li>• Black-out blind and fly screen which can be adjusted separately</li> <li>• Designed to be fitted above the window, making it ideal for windows without frames</li> </ul>		
Standard size							grey-white	white	
Size A (mm)	Size B (mm)	Size C (mm)	Size D (mm)	Size E (mm)	Size F (mm)	Weight (kg)	Ref. No.	Ref. No.	
335	345	354	439	275	285	1.0	-	9104109622	
660	710	679	804	600	650	2.28	9104108376	9104108412	
710	710	729	804	650	650	2.33	9104108377	9104108413	
760	710	779	804	700	650	2.39	9104108378	9104108414	
810	710	829	804	750	650	2.44	9104108379	9104108415	
860	710	879	804	800	650	2.50	9104108380	9104108416	
960	710	979	804	900	650	2.61	9104108381	9104108417	
1060	710	1079	804	1000	650	2.71	9104108382	9104108418	
1160	710	1179	804	1100	650	2.82	9104108383	9104108419	
1260	710	1279	804	1200	650	2.93	9104108384	9104108420	
1360	810	1379	904	1300	750	3.34	9104108385	9104108421	
1460	810	1479	904	1400	750	3.45	9104108386	9104108422	
1510	810	1529	904	1450	750	3.50	9104108387	9104108423	
1560	810	1579	904	1500	750	3.56	9104108388	9104108424	
1610	810	1629	904	1550	750	3.61	9104108389	9104108425	
1660	810	1679	904	1600	750	3.67	9104108390	9104108426	
1760	810	1779	904	1700	750	3.78	9104108391	9104108427	



Fly screen



Black-out blind



A = width ordered  
 B = height ordered  
 C = overall width  
 D = overall height  
 E = width of window opening  
 F = height of window opening





This custom-fit darkening system was specially designed for the Ford Transit V363 facelift models introduced in July 2019. Consisting of an aluminum-coated roller blind for the windscreen and a set of double-pleated blinds for the side windows, the all-around solution provides excellent privacy, sun protection and thermal insulation at the campsite. Faster and much easier to install than other systems available in the market, the retrofit looks like an original solution integrated in the factory.

## Dometic FR 400

4.70



Windscreen darkening blind for Ford Transit (V363 facelift models from July 2019 onwards)

	<b>Operating</b>	manual
	<b>Positions</b>	variable
	<b>Frame material</b>	PA6, Aluminium
	<b>Frame colour</b>	RAL7044, RAL9005
	<b>Quality Features</b>	<ul style="list-style-type: none"> <li>• Robust and durable roller blind material</li> <li>• Bottom-up operation allows privacy with a view outside</li> <li>• Optimized thermal insulation by using aluminum-coated fabric</li> <li>• Convenient handling – can be set to 3 defined positions (open, privacy, closed)</li> <li>• Hassle-free installation – no need to disassemble, rework or scrap any door components (unlike with other systems)</li> </ul>
<b>Product</b>		<b>Ref. No.</b>
Dometic FR 400		9104125247
		

## Dometic SP 400

4.70



Side darkening blinds for Ford Transit (V363 facelift models from July 2019 onwards)

	<b>Operating</b>	manual
	<b>Positions</b>	variable
	<b>Frame material</b>	PA6
	<b>Frame colour</b>	RAL7044
	<b>Quality Features</b>	<ul style="list-style-type: none"> <li>• Double-pleated honeycomb material for optimized insulation and maximum robustness</li> <li>• Effective darkening thanks to 100 % light-tight material</li> <li>• Easy and comfortable handling with comfort close function</li> <li>• Hassle-free installation – no need to disassemble any door components</li> <li>• Extremely lightweight construction</li> <li>• Perfect finish – looks like an integrated solution</li> <li>• Optimized clearance for visibility of the little passenger mirror</li> </ul>
<b>Product</b>		<b>Ref. No.</b>
Dometic SP 400		9104125243
		

## Dometic FP 210

4.70



Windscreen darkening blind for Fiat Ducato 250/290

	<b>Operating</b>	manual
	<b>Positions</b>	variable
	<b>Frame material</b>	PA6, Aluminium
	<b>Frame colour</b>	RAL7044, RAL9005
	<b>Quality Features</b>	<ul style="list-style-type: none"> <li>• Double-pleated honeycomb material for optimized insulation and maximum robustness</li> <li>• Simple, comfortable, stepless handling ensures privacy protection</li> <li>• Effective darkening thanks to 100 % light-tight material</li> <li>• Specially developed for vehicles with central rear mirror</li> <li>• Perfect finish – looks like an integrated solution</li> <li>• Not suitable for vehicles with folding beds, parcel shelves, head-up displays or optionally installed A-pillar airbags</li> <li>• Suitable for vehicles with rain or camera sensor boxes</li> </ul>
<b>Product</b>		<b>Ref. No.</b>
Dometic FP 210		9104124796
Custom-fit for Peugeot Boxer, Citroën Jumper, new Opel Movano and Fiat Ducato (old and new) without rear-view mirror		

## Dometic SP 310

4.70

Side darkening blinds for Fiat Ducato 290 Series 8 (from July 2021)



	<b>Operating</b>	manual
	<b>Positions</b>	variable
	<b>Frame material</b>	PA6
	<b>Frame colour</b>	RAL7044
	<b>Quality Features</b>	<ul style="list-style-type: none"> <li>• Double-pleated honeycomb material for optimized insulation and maximum robustness</li> <li>• Effective darkening thanks to 100 % light-tight material</li> <li>• Easy and comfortable handling with comfort close function</li> <li>• Hassle-free installation – no need to disassemble any door components</li> <li>• Extremely lightweight construction – about 1 kg less per side than with competitor products</li> <li>• Perfect finish – looks like an integrated solution</li> <li>• Optimized clearance for visibility of the little passenger mirror</li> </ul>
<b>Product</b>		<b>Ref. No.</b>
Dometic SP 310		9104124770



## Dometic FP 300

4.70



Darkening system with windscreen blind for Fiat Ducato 250/290

	<b>Operating</b>	manual
	<b>Positions</b>	variable
	<b>Frame material</b>	PA6, Aluminium
	<b>Frame colour</b>	RAL7044, RAL9005
	<b>Quality Features</b>	<ul style="list-style-type: none"> <li>• Double-pleated honeycomb material for maximum insulation against heat and cold</li> <li>• Bottom-to-top operation – optimal privacy protection</li> <li>• Ultra-fast installation – no need to dismantle existing components!</li> <li>• Slim upper blind</li> <li>• Can be set to any position to let light into the vehicle or darken the cabin completely</li> <li>• Specially developed for vehicles without inside mirror and without side airbag</li> <li>• Also suitable for vehicles with a rain sensor box</li> </ul>
<b>Product</b>		<b>Ref. No.</b>
Dometic FP 300 with front screen for Fiat Ducato 250/290		9104121168
Custom-fit for Fiat Ducato models X250 and X290 as well as the same design Peugeot Boxer and Citroën Jumper models. Not suitable for vehicles with rear-view mirror or side airbag.		

## Dometic SP 300

4.70



Darkening system with side screens for Fiat Ducato 250/290

	<b>Operating</b>	manual
	<b>Positions</b>	variable
	<b>Frame material</b>	PA6
	<b>Frame colour</b>	RAL7044
	<b>Quality Features</b>	<ul style="list-style-type: none"> <li>• Double-pleated honeycomb material for maximum insulation against heat and cold</li> <li>• Effective darkening thanks to 100% light-tight material</li> <li>• Custom-fit for Fiat Ducato models X250/ X290 and similar design Peugeot Boxer and Citroën Jumper models</li> <li>• Hassle-free installation – no need to disassemble any door components</li> </ul>
<b>Product</b>		<b>Ref. No.</b>
Left		9104122292
Right		9104122695
Custom-fit for Fiat Ducato models X250 and X290 as well as the same design Peugeot Boxer and Citroën Jumper models.		

## Dometic Flytec FT200

4.70



Door fly screen for for Fiat Ducato 250/290

	<b>Operating</b>	Manual
	<b>Frame material</b>	Aluminium
	<b>Frame colour</b>	RAL7044
	<b>Weight</b>	5.5 kg
	<b>Quality Features</b>	<ul style="list-style-type: none"> <li>• Custom-fit for Fiat Ducato models X250 and X290 as well as the same design Peugeot Boxer and Citroën Jumper models.</li> <li>• Reliably keeps out all types of insects</li> <li>• Convenient on-hand operation</li> <li>• Quick to install</li> </ul>
<b>Product</b>		<b>Ref. No.</b>
	Dometic FlyTec FT200, for left hand drive vehicles	9104117297
	Dometic FlyTec FT200, for right hand drive vehicles	9104117296
		

## Dometic RainTec RT 100

4.70


Illuminated drainage

	<b>Material</b>	Aluminium
	<b>Weight</b>	480 g
	<b>Quality Features</b>	<ul style="list-style-type: none"> <li>• Rain gutter for Fiat Ducato sliding doors</li> <li>• Prevents rainwater getting in when the door is open</li> <li>• Also features an integrated LED light strip</li> </ul>
	<b>Product</b>	<b>Ref. No.</b>
	Dometic RainTec RT 100, illuminated drainage, black version	9106505301
	Dometic RainTec RT 100, illuminated rain gutter for Fiat Ducato sliding doors, white	9106505302
	<b>Optional accessory</b>	
	Remote control for LED lights and SMD flexi-strips	9106504080
		

## Dometic Safety Net

4.70

Safety net

	<b>Scope of delivery</b>	Safety net with manual in box
	<b>Description</b>	This safety net stops children from falling out of bed and prevents injuries. It attaches to the slatted base with four screws while two straps connect to the ceiling. It can be conveniently dismantled in a matter of seconds.
	<b>Quality Features</b>	<ul style="list-style-type: none"> <li>• Easy to operate</li> <li>• Ensure there's no harm even if someone falls out of bed</li> <li>• Meets the standards of the automobile industry, for heights of up to 900 mm</li> </ul>
<b>Product</b>		<b>Ref. No.</b>
	Dometic Safety Net, 1800 x 580	9104100231
	Dometic Safety Net, 1800 x 900	9104100232



# SERVICE HATCHES

EASY TO INSTALL WITHOUT SCREWS

## Dometic SK 4

3.42

Service Hatch

	<b>Quality Features</b>		<ul style="list-style-type: none"> <li>• Durable service hatch made from spray cast ASA</li> <li>• Quick and easy installation without the need for screws</li> <li>• Can be fitted vertically or horizontally</li> </ul>				
	<b>Width (mm), hinge dimension</b>				<b>Height (mm)</b>		
	375 x 305	375	335	409	305	265	338
	700 x 305	700	660	734	305	265	338
	700 x 405	700	660	734	405	365	438
	1000 x 305	1000	960	1034	305	265	338
	1000 x 405	1000	960	1034	405	365	438
	<b>Wall thickness (mm)</b>		<b>Weight (kg)*</b>	<b>Ref. No.</b>			
	23 - 32		0.99	9104100197			
	23 - 32		1.45	9104100198			

## Dometic SK 5

3.42

Service Hatch

	<b>Quality Features</b>		<ul style="list-style-type: none"> <li>• Service hatch with integrated ventilation for the Dometic cassette toilet</li> <li>• Quick and easy installation without the need for screws</li> <li>• Designed to blend in with the exterior of vehicle</li> </ul>				
	<b>Width (mm), hinge dimension</b>				<b>Height (mm)</b>		
	<b>Size (mm)</b>	<b>Size A</b>	<b>Size B</b>	<b>Size C</b>	<b>Size D</b>	<b>Size E</b>	<b>Size F</b>
	360 x 310	360	337	385	310	288	335
	650 x 350	648	625	673	347	326	373
	<b>Wall thickness (mm)</b>		<b>Weight (kg)*</b>	<b>Ref. No.</b>			
	23 - 36		0.90	9104100202			
	23 - 36		1.30	9104100203			

\* Weight without cover. All sizes in mm. Changes and errors reserved.

A = SPACE SIZE IN WIDTH B = CLEARANCE WIDTH C = OVERALL WIDTH D = SPACE SIZE IN HEIGHT E = CLEARANCE F = OVERALL HEIGHT



# MOBILE COOLING BY DOMETIC

**Expertise you can build on**

Four decades of development work have given rise to a product range that brings out the best of all cooling technologies. Powerful compressor cooling, lightweight and low-cost thermoelectrics, noiseless absorption technology with three energy sources, or well insulated passive coolers that don't require an external energy supply – the Dometic range gives you a multitude of options.

So, whenever it comes to creating high-performance cooling solutions in confined spaces – build on the expertise of the market leader! Take your pick from a range that has convinced consumers, stockists, vehicle outfitters and automotive manufacturers worldwide.



## COMPRESSOR COOLERS

Compressor coolers provide excellent cooling performance, even at extreme ambient temperatures and with minimal power consumption.

Page 70 – 83



## THERMOELECTRIC COOLERS

Thermoelectric coolers provide active cooling up to 27 °C below the ambient temperature (depending on the model). Lightweight and easy to transport, they can be used for refrigeration as well as for keeping food warm.

Page 84 – 87



## ABSORPTION COOLERS

Noiseless cooling with three energy sources for maximum flexibility and independence. Absorption coolers can be run on 12 volts, 230 volts, or gas when electricity is unavailable.

Page 88 – 89



## PASSIVE COOLERS AND DRINKWARE

Well insulated and packed with ice cubes or ice packs, our passive coolers keep the contents fresh for up to several days in all weather conditions. Made from high-quality stainless steel, Dometic thermo tumblers and thermo bottles are extremely durable, easy to clean and hygienic

Page 90 – 101

# DOMETIC CFX3 COMPRESSOR COOLERS

## Power and efficiency

CFX3 coolers come with Dometic’s market leading VM303 variable-speed compressor for excellent cooling performance and energy efficiency. Durable and lightweight fender frames protect the coolers, making them ideal for use in harsh outdoor environments. Strong, spring-loaded aluminium handles facilitate lifting and carrying. The

cooling temperature can be set on the TFT display screen of the box. Alternatively, the CFX3 app allows temperature control via Bluetooth or wireless network. It also provides performance history for convenient documentation.

### Dometic CFX3 25

Mobile compressor cooler, 25 l



	<b>Total Volume</b>	25 l
	<b>Provides space for</b>	5 x 1.5 l bottles 40 x 0.33 l cans
	<b>Connections</b>	12 / 24 V DC, 100 – 240 V AC
	<b>Temperature range</b>	+20 °C to –22 °C
	<b>Power input</b>	46 W
	<b>Insulation</b>	PU foam all around
	<b>System</b>	Fully hermetic compressor with integrated control electronics, low-voltage protection / electronic fuse, automatic reverse pole protection, electronic thermostat
	<b>Refrigerant</b>	R134a: 32 g, CO <sub>2</sub> equivalent: 0.046 t, Global warming potential (GWP): 1430
	<b>Quality Features</b>	<ul style="list-style-type: none"> <li>CFX3 app allows temperature control via Bluetooth or wireless network and provides performance history</li> <li>Powerful VM303 controlled compressor enables optimum power consumption</li> <li>Heavy-duty yet lightweight construction, fender frame protected edges and fully insulated lid with aluminium hinges</li> <li>Built-in TFT user interface displays operating status</li> </ul>
	<b>Material</b>	Cabinet: PP, Lid:PP
	<b>Weight</b>	12.7 kg
	<b>Test marks</b>	TÜV/GS, E-certified (Automotive EMC Directive)
	<b>Scope of delivery</b>	1 cooler, 1 manual, 1 connection cable for 12/24 V connection, 1 connection cable for 100 - 240 V connection, removable wire baskets
<b>Product</b>	<b>Ref. No.</b>	
Dometic CFX3 25	9600028369	
Dometic CFX3 25 UK	9600028463	
Dometic CFX3 25 CH	9620001344	

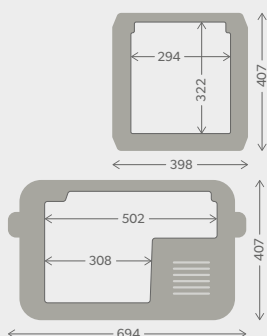


## Dometic CFX3 35

Mobile compressor cooler, 36 l



4.30



<b>Total Volume</b>	36 l
<b>Provides space for</b>	6 x 1.5 l bottles 57 x 0.33 l cans
<b>Connections</b>	12 / 24 V DC, 100–240 V AC
<b>Temperature range</b>	+20 °C to -22 °C
<b>Power input</b>	50 W
<b>Insulation</b>	PU foam all around
<b>System</b>	Fully hermetic compressor with integrated control electronics, low-voltage protection / electronic fuse, automatic reverse pole protection, electronic thermostat
<b>Refrigerant</b>	R134a: 38 g, CO <sub>2</sub> equivalent: 0.054 t, Global warming potential (GWP): 1430
<b>Quality Features</b>	<ul style="list-style-type: none"> <li>• Heavy-duty yet lightweight ExoFrame construction with fender frame protected edges and aluminum alloy handles</li> <li>• Powerful VMSO3 controlled compressor enables optimum power consumption</li> <li>• Easy-to-read High-Resolution Color Display and soft touch buttons enabling seamless control and monitoring of cooler performance</li> <li>• CFX3 App allows temperature control via wireless network or Bluetooth and provides performance history</li> <li>• 3-stage dynamic battery protection system prevents dead car battery or allows deep draw on dual batteries</li> <li>• Active Gasket Technology provides a superior seal to retain cool air and minimize power consumption</li> </ul>
<b>Material</b>	Cabinet: PP, Lid:PP
<b>Weight</b>	16.9 kg
<b>Test marks</b>	TÜV/GS, E-certified (Automotive EMC Directive)
<b>Scope of delivery</b>	1 cooler, 1 manual, 1 connection cable for 12/24 V connection, 1 connection cable for 100 - 240 V connection, removable wire baskets
<b>Product</b>	<b>Ref. No.</b>
Dometic CFX3 35	9600025324
Dometic CFX3 35 UK	9600025325
Dometic CFX3 35 CH	9620001337

## Dometic CFX3 45

Mobile compressor cooler, 46 l



4.30



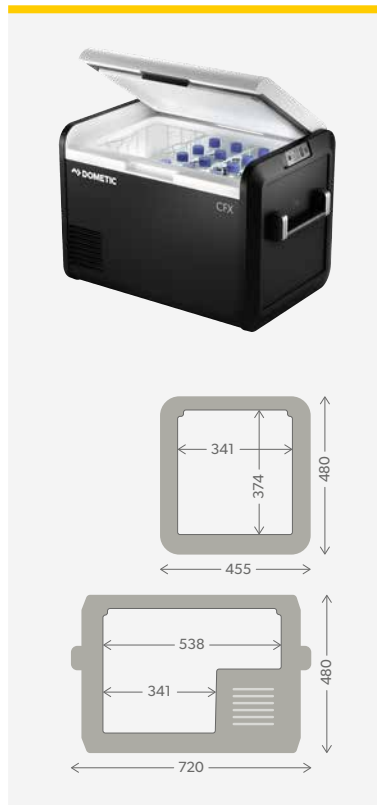
<b>Total Volume</b>	46 l
<b>Provides space for</b>	10 x 1.5 l bottles 72 x 0.33 l cans
<b>Connections</b>	12 / 24 V DC, 100–240 V AC
<b>Temperature range</b>	+20 °C to –22 °C
<b>Power input</b>	52 W
<b>Insulation</b>	PU foam all around
<b>System</b>	• See CFX3 35, page 67
<b>Refrigerant</b>	R134a: 42 g, CO <sub>2</sub> equivalent: 0.060 t, Global warming potential (GWP): 1430
<b>Quality Features</b>	• See CFX3 35, page 67
<b>Material</b>	Cabinet: PP, Lid:PP
<b>Weight</b>	18.7 kg
<b>Test marks</b>	TÜV/GS, E-certified (Automotive EMC Directive)
<b>Scope of delivery</b>	1 cooler, 1 manual, 1 connection cable for 12/24 V connection, 1 connection cable for 100 - 240 V connection, removable wire baskets
Product	Ref. No.
Dometic CFX3 45	9600025326
Dometic CFX3 45 UK	9600025327
Dometic CFX3 45 CH	9620001332

## Dometic CFX3 55

Mobile compressor cooler, 55 l



4.30



<b>Total Volume</b>	55 l
<b>Provides space for</b>	13 x 1.5 l bottles 80 x 0.33 l cans
<b>Connections</b>	12 / 24 V DC, 100–240 V AC
<b>Temperature range</b>	+20 °C to –22 °C
<b>Power input</b>	50 W
<b>Insulation</b>	PU foam all around
<b>System</b>	• See CFX3 35, page 67
<b>Refrigerant</b>	R134a: 45 g, CO <sub>2</sub> equivalent: 0.064 t, Global warming potential (GWP): 1430
<b>Quality Features</b>	• See CFX3 35, page 67
<b>Material</b>	Cabinet: PP, Lid:PP
<b>Weight</b>	20.4 kg
<b>Test marks</b>	TÜV/GS, E-certified (Automotive EMC Directive)
<b>Scope of delivery</b>	1 cooler, 1 manual, 1 connection cable for 12/24 V connection, 1 connection cable for 100 - 240 V connection, removable wire baskets
Product	Ref. No.
Dometic CFX3 55	9600025328
Dometic CFX3 55 UK	9600025329
Dometic CFX3 55 CH	9620001346

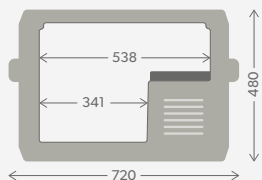
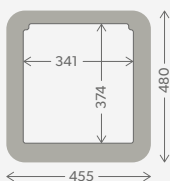


## Dometic CFX3 55IM

Mobile compressor cooler, 53 l



4.30



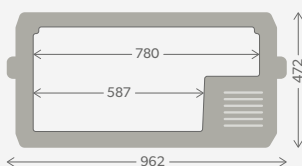
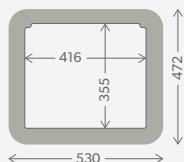
<b>Total Volume</b>	53 l
<b>Provides space for</b>	13 x 1.5 l bottles 80 x 0.33 l cans
<b>Connections</b>	12 / 24 V DC, 100–240 V AC
<b>Temperature range</b>	+20 °C to –22 °C
<b>Power input</b>	52 W
<b>Insulation</b>	PU foam all around
<b>System</b>	• See CFX3 35, page 67
<b>Refrigerant</b>	R134a: 45 g, CO <sub>2</sub> equivalent: 0.064 t, Global warming potential (GWP): 1430
<b>Quality Features</b>	• See CFX3 35, page 67 • Built-in ice maker produces ice in a matter of hours
<b>Material</b>	Cabinet: PP, Lid:PP
<b>Weight</b>	21.3 kg
<b>Test marks</b>	TÜV/GS, E-certified (Automotive EMC Directive)
<b>Scope of delivery</b>	1 cooler, 1 manual, 1 connection cable for 12/24 V connection, 1 connection cable for 100 - 240 V connection, removable wire baskets, 1 icemaker
Product	Ref. No.
Dometic CFX3 55IM	9600025330
Dometic CFX3 55IM UK	9600025331
Dometic CFX3 55IM CH	9620001336

## Dometic CFX3 100

Mobile compressor cooler, 99 l



4.30



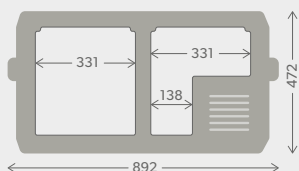
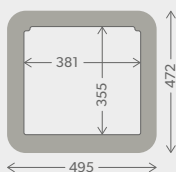
<b>Total Volume</b>	99 l
<b>Provides space for</b>	31 x 1.5 l bottles 177 x 0.33 l cans
<b>Connections</b>	12 / 24 V DC, 100–240 V AC
<b>Temperature range</b>	+20 °C to –22 °C
<b>Power input</b>	73 W
<b>Insulation</b>	PU foam all around
<b>System</b>	• See CFX3 35, page 67
<b>Refrigerant</b>	R134a: 60 g, CO <sub>2</sub> equivalent: 0.086 t, Global warming potential (GWP): 1430
<b>Quality Features</b>	• See CFX3 35, page 67
<b>Material</b>	Cabinet: Metal + PP, Lid:PP
<b>Weight</b>	29.6 kg
<b>Test marks</b>	TÜV/GS, E-certified (Automotive EMC Directive)
<b>Scope of delivery</b>	1 cooler, 1 manual, 1 connection cable for 12/24 V connection, 1 connection cable for 100 - 240 V connection, removable wire baskets
Product	Ref. No.
Dometic CFX3 100	9600025336
Dometic CFX3 100 UK	9600025337
Dometic CFX3 100 CH	9620001328

# Dometic CFX3 75DZ

Mobile compressor dual-zone cooler, 75 l



4.30



<b>Total Volume</b>	75 l (45/30)
<b>Provides space for</b>	22 (14+8) x 1.5 l bottles 128 (47+81) x 0.33 l cans
<b>Connections</b>	12 / 24 V DC, 100 – 240 V AC
<b>Temperature range</b>	+20 °C to –22 °C
<b>Power input</b>	59 W
<b>Insulation</b>	PU foam all around
<b>System</b>	• See CFX3 35, page 67
<b>Refrigerant</b>	R134a: 59 g, CO <sub>2</sub> equivalent: 0.084 t, Global warming potential (GWP): 1430
<b>Quality Features</b>	• See CFX3 35, page 67 • Dual storage compartments allow independently variable temperature control
<b>Material</b>	Cabinet: Metal + PP, Lid: PP
<b>Weight</b>	27.8 kg
<b>Test marks</b>	TÜV/GS, E-certified (Automotive EMC Directive)
<b>Scope of delivery</b>	1 cooler, 1 manual, 1 connection cable for 12/24 V connection, 1 connection cable for 100 - 240 V connection, removable wire baskets

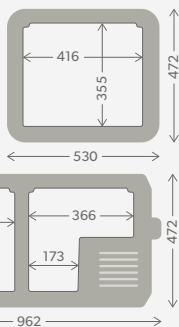
Product	Ref. No.
Dometic CFX3 75DZ	9600025332
Dometic CFX3 75DZ UK	9600025333
Dometic CFX3 75DZ CH	9620001338



# Dometic CFX3 95DZ



Mobile compressor dual-zone cooler, 94 l




<b>Total Volume</b>	94 l (55/39)
<b>Provides space for</b>	29 (18+11) x 1.5 l bottles 159 (99+60) x 0.33 l cans
<b>Connections</b>	12 / 24 V DC, 100 – 240 V AC
<b>Temperature range</b>	+20 °C to –22 °C
<b>Power input</b>	61 W
<b>Insulation</b>	PU foam all around
<b>System</b>	• See CFX3 35, page 67
<b>Refrigerant</b>	R134a: 67 g, CO <sub>2</sub> equivalent: 0.096 t, Global warming potential (GWP): 1430
<b>Quality Features</b>	• See CFX3 35, page 67 • Dual storage compartments allow independently variable temperature control
<b>Material</b>	Cabinet: Metal + PP, Lid: PP
<b>Weight</b>	29.8 kg
<b>Test marks</b>	TÜV/GS, E-certified (Automotive EMC Directive)
<b>Scope of delivery</b>	1 cooler, 1 manual, 1 connection cable for 12/24 V connection, 1 connection cable for 100 - 240 V connection, removable wire baskets

Product	Ref. No.
Dometic CFX3 95DZ	9600025334
Dometic CFX3 95DZ UK	9600025335
Dometic CFX3 95DZ CH	9620001334




## Dometic CoolFreeze CF-CBS

Coolbox stand

	<b>Quality Features</b> <ul style="list-style-type: none"> <li>• No need to strain your back – place your coolbox at a comfortable height</li> <li>• The sturdiest stand within its category: load capacity up to 80 kg</li> <li>• With a light weight of 2 kg and full collapsibility, transport is easy!</li> </ul>			
	<table border="1"> <thead> <tr> <th>Product</th> <th>Ref. No.</th> </tr> </thead> <tbody> <tr> <td>Dometic CoolFreeze CF-CBS</td> <td>960000689</td> </tr> </tbody> </table>	Product	Ref. No.	Dometic CoolFreeze CF-CBS
Product	Ref. No.			
Dometic CoolFreeze CF-CBS	960000689			


## Dometic CI-FK

Fastening straps for coolboxes

	<b>Quality Features</b> <ul style="list-style-type: none"> <li>• Heavy duty straps</li> <li>• Low profile tie-down anchor points</li> </ul>			
	<table border="1"> <thead> <tr> <th>Product</th> <th>Ref. No.</th> </tr> </thead> <tbody> <tr> <td>Dometic CI-FK</td> <td>9108400905</td> </tr> </tbody> </table>	Product	Ref. No.	Dometic CI-FK
Product	Ref. No.			
Dometic CI-FK	9108400905			


## Dometic CFX3 PC

Protective covers for CFX coolers

	<b>Quality Features</b> <ul style="list-style-type: none"> <li>• Durable materials: 1200D nylon and thermo-formed EVA</li> <li>• Protection from dirt, sand, moisture, and splashing water</li> <li>• Integrated external pockets with zipper</li> </ul>															
	<table border="1"> <thead> <tr> <th>Product</th> <th>Ref. No.</th> </tr> </thead> <tbody> <tr> <td>CFX3 25PC</td> <td>9600028749</td> </tr> <tr> <td>CFX3 35PC</td> <td>9600028455</td> </tr> <tr> <td>CFX3 45PC</td> <td>9600028456</td> </tr> <tr> <td>CFX3 55PC</td> <td>9600028457</td> </tr> <tr> <td>CFX3 75PC</td> <td>9600028458</td> </tr> <tr> <td>CFX3 95PC</td> <td>9600028459</td> </tr> <tr> <td>CFX3 100PC</td> <td>9600028460</td> </tr> </tbody> </table>	Product	Ref. No.	CFX3 25PC	9600028749	CFX3 35PC	9600028455	CFX3 45PC	9600028456	CFX3 55PC	9600028457	CFX3 75PC	9600028458	CFX3 95PC	9600028459	CFX3 100PC
Product	Ref. No.															
CFX3 25PC	9600028749															
CFX3 35PC	9600028455															
CFX3 45PC	9600028456															
CFX3 55PC	9600028457															
CFX3 75PC	9600028458															
CFX3 95PC	9600028459															
CFX3 100PC	9600028460															


## Dometic CoolFreeze CFX-QFK / CFX3-QFK3545

Vehicle fixing kits for CFX3 / CFX / CFF

	<b>Quality Features</b>	<ul style="list-style-type: none"> <li>• Quick release mechanism for easy removal of cooler</li> <li>• Easily place your cooler in a secure position</li> <li>• No extra tools required</li> </ul>
	<b>Product</b>	<b>Ref. No.</b>
	Dometic CoolFreeze CFX-QFK, for CFX3 25, CFX 28 & CFF18	9600000166
	Dometic CoolFreeze CFX3-QFK3545, for CFX3 35 & CFX3 45	9600029599

## Dometic CFX3 SLD

Fridge slides for CFX3 / CFX / CF / CFF coolers

	<b>Quality Features</b>	<ul style="list-style-type: none"> <li>• Fully extendable—comfortable grip on the provisions</li> </ul>
	<b>Product</b>	<b>Ref. No.</b>
	CFX3 SLD3545	9600028548
	CFX3 SLD55	9600028549
	CFX3 SLD75	9600028550
	CFX3 SLD95100	9600028551

EXTENSION	FOR COOLER MODELS	MAX. LOAD CAPACITY
CFX3-SLD3545	CFX3 35, CFX3 45, CFX 35W, CFX 40W, CF 35, CF 40, CF 50, CFF 35, CFF 45	0 – 100 kg
CFX3-SLD55	CFX3 55, CFX3 55IM, CFX 50W, CFX 65W, CFX 65DZ	0 – 100 kg
CFX3-SLD75	CFX3 75DZ, CF 80, CF 110, CFX 75DZW	0 – 100 kg
CFX3-SLD95100	CFX3 95DZ, CFX3 100, CFX 95DZW, CFX 100W	0 – 115 kg





# DOMETIC CFF COMPRESSOR COOLERS

POWERFUL COOLING AND CLEVER USE OF STORAGE SPACE

Dometic CFF series compressor coolers provide energy-efficient cooling, even in high outside temperatures up to +32 °C. Their well-engineered interior makes the most of the available storage capacity. Compact outside dimensions and sturdy handles ensure convenient carrying.

Models available range from a 13-liter compact box to a 70-liter chest cooler with two separate temperature zones for simultaneous cooling and deep-freezing. The two medium-sized models, CFF 35 and CFF 45, offer the unique benefit of a double-sided opening lid, which allows access from either side.



### Digital temperature display

Dimmable digital temperature display



### Strong handles

Secure handles for carrying convenience



### CFF 35/45: Double-sided opening lid


Easy access from either side

## Dometic CFF 12

Mobile compressor cooler, 13 l



4.30


	<b>Total Volume</b>	13 l
	<b>Provides space for</b>	1 x 1.5 l bottles 20 x 0.33 l cans
	<b>Connections</b>	12 / 24 V DC, 100–240 V AC
	<b>Temperature range</b>	+20 °C to –18 °C
	<b>Power input</b>	40 W
	<b>Insulation</b>	PU foam all around
	<b>System</b>	Fully hermetic compressor with integrated control electronics, low-voltage protection / electronic fuse, automatic reverse pole protection, electronic thermostat
	<b>Refrigerant</b>	R134a: 28 g, CO <sub>2</sub> equivalent: 0.040 t, Global warming potential (GWP): 1430
	<b>Quality Features</b>	<ul style="list-style-type: none"> <li>Energy efficient design provides fast and excellent cooling, even in extremely high outside temperatures</li> <li>Robust, lightweight and compact design ensures convenient portability</li> <li>Flexible cup holder can be removed to access a small storage compartment</li> <li>Integrated guide elements for easy fixation inside a vehicle with straps or safety belts</li> <li>Comes with a shoulder strap and recessed grips for carrying convenience</li> </ul>
	<b>Material</b>	Cabinet: PP, Lid: PP
<b>Weight</b>	9.41 kg	
<b>Test marks</b>	TÜV/GS, E-certified (Automotive EMC Directive)	
<b>Scope of delivery</b>	1 cooler, 1 connection cable for 12/24 V DC connection, 1 connection cable for 100 - 240 V AC connection, shoulder strap, 1 manual	
<b>Product</b>		<b>Ref. No.</b>
Dometic CFF 12		9600029485
Dometic CFF 12 UK		9620000798
Dometic CFF 12 CH		9620001330

## Dometic CFF 18

Mobile compressor cooler, 19 l



4.30

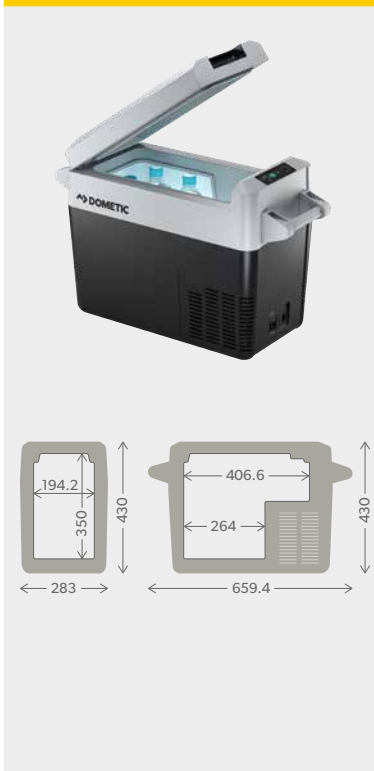
	<b>Total Volume</b>	19 l
	<b>Provides space for</b>	4 x 1.5 l bottles 24 x 0.33 l cans
	<b>Connections</b>	12 / 24 V DC, 100–240 V AC
	<b>Temperature range</b>	+20 °C to –18 °C
	<b>Power input</b>	48 W
	<b>Insulation</b>	PU foam all around
	<b>System</b>	Fully hermetic compressor with integrated control electronics, low-voltage protection / electronic fuse, automatic reverse pole protection, electronic thermostat
	<b>Refrigerant</b>	R134a: 20 g, CO <sub>2</sub> equivalent: 0.029 t, Global warming potential (GWP): 1430
	<b>Quality Features</b>	<ul style="list-style-type: none"> <li>Energy efficient design provides fast and excellent cooling, even in extremely high outside temperatures</li> <li>Robust, lightweight and compact design ensures excellent portability</li> <li>Removable lid with easy opening latch for convenient cleaning</li> <li>Digital temperature display for convenient setting</li> </ul>
	<b>Material</b>	Cabinet: PP, Lid: PP
<b>Weight</b>	9.8 kg	
<b>Test marks</b>	TÜV/GS, E-certified (Automotive EMC Directive)	
<b>Scope of delivery</b>	1 cooler, 1 connection cable for 12/24 V DC connection, 1 connection cable for 100 - 240 V AC connection, 2 carrying handles, 1 manual	
<b>Product</b>		<b>Ref. No.</b>
Dometic CFF 18		9620001948
Dometic CFF 18 UK		9620016737
Dometic CFF 18 CH		

## Dometic CFF 20

Mobile compressor cooler, 21 l



4.30



<b>Total Volume</b>	21 l
<b>Provides space for</b>	6 x 1.5 l bottles 32 x 0.33 l cans
<b>Connections</b>	12 / 24 V DC, 100–240 V AC
<b>Temperature range</b>	+20 °C to -18 °C
<b>Power input</b>	48 W
<b>Insulation</b>	PU foam all around
<b>System</b>	Fully hermetic compressor with integrated control electronics, low-voltage protection / electronic fuse, automatic reverse pole protection, electronic thermostat
<b>Refrigerant</b>	R134a: 28 g, CO <sub>2</sub> equivalent: 0.040 t, Global warming potential (GWP): 1430
<b>Quality Features</b>	<ul style="list-style-type: none"> <li>• Energy efficient design provides fast and excellent cooling, even in extremely high outside temperatures</li> <li>• Robust, lightweight and compact design ensures excellent portability</li> <li>• Removable lid with easy opening latch for convenient cleaning</li> <li>• Digital temperature display for convenient setting</li> </ul>
<b>Material</b>	Cabinet: PP, Lid: PP
<b>Weight</b>	10.5 kg
<b>Test marks</b>	TÜV/GS, E-certified (Automotive EMC Directive)
<b>Scope of delivery</b>	1 cooler, 1 connection cable for 12/24 V DC connection, 1 connection cable for 100 - 240 V AC connection, 2 carrying handles, 1 manual

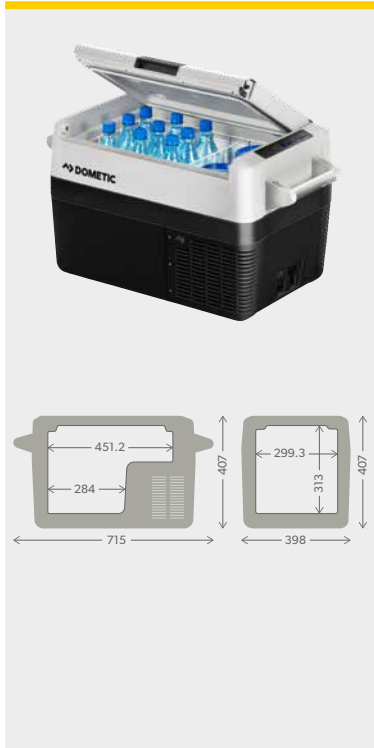
Product	Ref. No.
Dometic CFF 20	9600028325
Dometic CFF 20 UK	9600028326
Dometic CFF 20 CH	9620001345

## Dometic CFF 35

Portable compressor cooler, 34 l



4.30



<b>Total Volume</b>	34 l
<b>Provides space for</b>	8 x 1.5 l bottles 54 x 0.33 l cans
<b>Connections</b>	12 / 24 V DC, 100–240 V AC
<b>Temperature range</b>	+20 °C to -18 °C
<b>Power input</b>	53 W
<b>Insulation</b>	PU foam all around
<b>System</b>	Fully hermetic compressor with integrated control electronics, low-voltage protection / electronic fuse, automatic reverse pole protection, electronic thermostat
<b>Refrigerant</b>	R134a: 40 g, CO <sub>2</sub> equivalent: 0.057 t, Global warming potential (GWP): 1430
<b>Quality Features</b>	<ul style="list-style-type: none"> <li>• Energy efficient design provides fast and excellent cooling, even in extremely high outside temperatures</li> <li>• Double sided opening lid</li> <li>• Compact design ensures excellent portability</li> </ul>
<b>Material</b>	Cabinet: PP + ABS, Lid: PP
<b>Weight</b>	17.2 kg
<b>Test marks</b>	TÜV/GS, E-certified (Automotive EMC Directive)
<b>Scope of delivery</b>	1 cooler, 1 connection cable for 12/24 V DC connection, 1 connection cable for 100 - 240 V AC connection, 2 carrying handles, 1 removable wire basket, 1 manual

Product	Ref. No.
Dometic CFF 35	9600024842
Dometic CFF 35 UK	9600026458
Dometic CFF 35 CH	9620001335


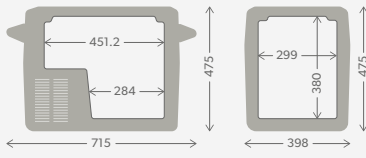


## Dometic CFF 45

Portable compressor cooler, 44 l



4.30


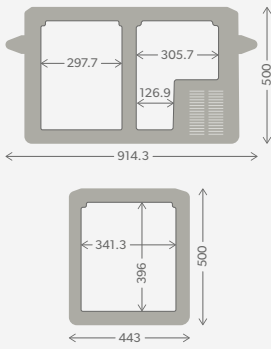
 	<b>Total Volume</b>	44 l
	<b>Provides space for</b>	11 x 1.5 l bottles 75 x 0.33 l cans
	<b>Connections</b>	12 / 24 V DC, 100–240 V AC
	<b>Temperature range</b>	+20 °C to –18 °C
	<b>Power input</b>	53 W
	<b>Insulation</b>	PU foam all around
	<b>System</b>	Fully hermetic compressor with integrated control electronics, low-voltage protection / electronic fuse, automatic reverse pole protection, electronic thermostat
	<b>Refrigerant</b>	R134a: 50 g, CO <sub>2</sub> equivalent: 0.072 t, Global warming potential (GWP): 1430
	<b>Quality Features</b>	<ul style="list-style-type: none"> <li>• Energy efficient design provides fast and excellent cooling, even in extremely high outside temperatures</li> <li>• Double sided opening lid</li> <li>• Compact design ensures excellent portability</li> </ul>
	<b>Material</b>	Cabinet: PP + ABS, Lid: PP
<b>Weight</b>	18.6 kg	
<b>Test marks</b>	TÜV/GS, E-certified (Automotive EMC Directive)	
<b>Scope of delivery</b>	1 cooler, 1 connection cable for 12/24 V DC connection, 1 connection cable for 100 - 240 V AC connection, 2 carrying handles, 1 removable wire basket, 1 manual	
<b>Product</b>		<b>Ref. No.</b>
Dometic CFF 45		9600012977
Dometic CFF 45 UK		9600026459
Dometic CFF 45 CH		9620001343

## Dometic CFF 70DZ

Mobile dual-zone compressor cooler, 70 l



4.30


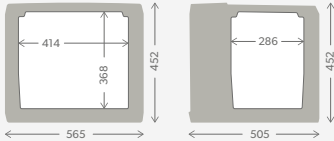
 	<b>Total Volume</b>	70 l (30 / 40 l)
	<b>Provides space for</b>	17 x 1.5 l bottles 114 x 0.33 l cans
	<b>Connections</b>	12 / 24 V DC, 100–240 V AC
	<b>Temperature range</b>	+20 °C to –18 °C
	<b>Power input</b>	53 W
	<b>Insulation</b>	PU foam all around
	<b>System</b>	Fully hermetic compressor with integrated control electronics, low-voltage protection / electronic fuse, automatic reverse pole protection, electronic thermostat
	<b>Refrigerant</b>	R134a: 34 g, CO <sub>2</sub> equivalent: 0.049 t, Global warming potential (GWP): 1430
	<b>Quality Features</b>	<ul style="list-style-type: none"> <li>• Dual storage compartments allow independently variable temperature control</li> <li>• Generous insulation and effective temperature distribution for excellent cooling performance and energy efficiency</li> <li>• Robust construction for outdoor use</li> <li>• 3-stage dynamic battery protection system prevents dead car battery or allows deep draw on dual batteries</li> </ul>
	<b>Material</b>	Cabinet: Metal + PP, Lid: PP
<b>Weight</b>	26 kg	
<b>Test marks</b>	TÜV/GS, E-certified (Automotive EMC Directive)	
<b>Scope of delivery</b>	1 cooler, 1 connection cable for 12/24 V DC connection, 1 connection cable for 100 - 240 V AC connection, 2 carrying handles, 2 removable wire baskets, 1 manual	
<b>Product</b>		<b>Ref. No.</b>
Dometic CFF 70DZ		9600028329
Dometic CFF 70DZ UK		9600028330
Dometic CFF 70DZ CH		9620001342

# HYBRID COOLER AND FREEZER

## Dometic CK2 45 Hybrid

4.21

Portable hybrid cooler, 43 l, 12 V DC/230 V AC

 	<b>Total Volume</b>	43 l
	<b>Provides space for</b>	12 x 1.5 l bottles 65 x 0.33 l cans
	<b>Connections</b>	230 V AC (compressor) / 12 V DC (thermoelectrics)
	<b>Temperature range</b>	AC: +10 °C to -15 °C DC: cooling up to 20 °C below ambient temperature
	<b>Power input</b>	DC: 48 W AC: 50 W
	<b>Current consumption at 12 V</b>	3.9 Ah/h at +20 °C ambient temperature, at +5 °C interior temperature
	<b>Insulation</b>	PU-foam
	<b>System</b>	Thermoelectrics + 230-V compressor, electronic thermostat in compressor mode
	<b>Refrigerant</b>	R600a: 18 g, CO <sub>2</sub> equivalent: 0.0 t, Global warming potential (GWP): 3
	<b>Quality Features</b>	<ul style="list-style-type: none"> <li>• Powerful compressor cooling on 230 V AC plus thermoelectric cooling on a 12 V battery</li> <li>• Tall enough to store 1.5 or 2 l bottles upright</li> <li>• The temperature can be set between +10°C and -15°C (compressor mode)</li> <li>• Robust, ergonomic drop-down handles on the sides</li> <li>• Easy to open with one hand</li> <li>• Tough and robust steel-coated cabinet</li> <li>• Easy access to the provisions</li> <li>• Cables wind up nicely at the back of the cool box when transported or not in use</li> <li>• Digital display for convenient setting and monitoring of the cooling temperature</li> </ul>
<b>Material</b>	Cabinet: coated sheet steel, top and base: plastic	
<b>Weight</b>	18.8 kg	
<b>Test marks</b>	TÜV/GS, E-certified (Automotive EMC Directive)	
<b>Product</b>		<b>Ref. No.</b>
Dometic CK2 45 Hybrid		9620001943



### Cooling under control

Digital display for convenient setting and monitoring of the cooling temperature



### 43 l storage capacity

Tall enough to store 1.5 or 2 l bottles upright



### Convenient transport

Robust, ergonomic drop-down handles on the sides

## Accessories for compressor coolers




### Dometic CoolPower EPS 100

Mains adapter, connects 24 V appliances to 230 V mains

- Connects 24 V DC cooling boxes to the mains power socket
- Works well anywhere in the world
- Suitable for fixed installation
- With mains priority circuit for 12 or 24 V batteries

Ref. No. 9600000440



### Dometic CoolFreeze CF-CDF-FK

Vehicle fixing kit for CF 16 – 50, CDF 16 – 46

- For secure use of cooler while on the move
- For safe fastening of cooler
- Universal fixing kit to suit CoolFreeze CF 16 to CF 50, CDF 16 to CDF 46

Ref. No. 9105303708





The popular high-tech appliances in the TropiCool TCX series are the most powerful thermoelectric coolers in the Dometic range. They achieve an impressive cooling performance up to 27 °C below the ambient temperature (TCX 07: 25 °C). If desired, they will also keep food warm. Activating the heating function supplies temperatures of up to +65 °C.

The larger TropiCool TCX models come with some useful technical extras: soft-touch controls with a digital display, intelligent power-save circuit, and an active battery protection system that prevents excessive discharging of the vehicle battery.

## Dometic TropiCool TCX 07

4.36

Mobile thermoelectric cooler, 7 l


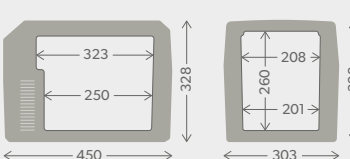
	<b>Total Volume</b>	approx. 7 l
	<b>Connections</b>	12 V DC / 230 V AC
	<b>Temperature range</b>	Cooling max. 25 °C below ambient temperature, heating up to +50 to +65 °C
	<b>Consumption at 12 V DC at 230 V AC</b>	38 W 43 W
	<b>Insulation</b>	PU foam all around
	<b>Material</b>	PP
	<b>Quality Features</b>	Convenient 12 V DC and 230 V AC cooler, refrigerates down to 25 °C below ambient temperature, heats up to +65 °C, dynamic interior ventilation, wear-resistant fan
	<b>Weight</b>	2.8 kg
	<b>Test marks</b>	TÜV/GS, E-certified (Automotive EMC Directive)
<b>Product</b>		<b>Ref. No.</b>
Dometic TropiCool TCX 07		9600025390
<b>/ Optional extras</b>		
Universal fixing kit		9105303709
Voltage monitor CoolPower M 50U, 12 V, 5 A		9600000446

## Dometic TropiCool TCX 14

Mobile thermoelectric cooler, 15 l



4.36


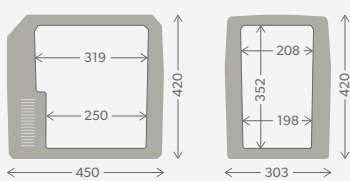
 	<b>Total Volume</b>	approx. 15 l
	<b>Provides space for</b>	2 x 1.5 l bottles 22 x 0.33 l cans
	<b>Connections</b>	12/24 V DC / 230 V AC
	<b>Temperature range</b>	Cooling max. 27 °C below ambient temperature, heating up to +50 to +65 °C
	<b>Consumption at 12 V DC at 24 V DC at 230 V AC</b>	46 W 50 W 64 W
	<b>Insulation</b>	PU foam all around
	<b>Material</b>	PP
	<b>Quality Features</b>	Convenient 12 or 24 V DC and 230 V AC cooler, active battery protection prevents deep discharge of the vehicle battery, very efficient TC special electronics with intelligent power-save circuit, reverse polarity protection for hassle-free electrical connections, priority circuit for mains operation, wear-resistant fan for dynamic interior ventilation
	<b>Weight</b>	5.0
	<b>Test marks</b>	TÜV/GS, E-certified (Automotive EMC Directive)
<b>Product</b>		<b>Ref. No.</b>
Dometic TropiCool TCX 14		9600013319
Dometic TropiCool TCX 14 UK		9600013929
<b>/ Optional extras</b>		
Universal fixing kit		9105303709
Voltage monitor CoolPower M 50U		9600000446

## Dometic TropiCool TCX 21

Mobile thermoelectric cooler, 21 l



4.36

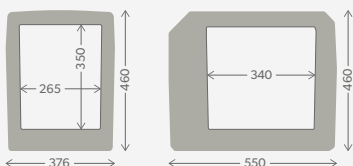
 	<b>Total Volume</b>	approx. 21 l
	<b>Provides space for</b>	5 x 1.5 l bottles 31 x 0.33 l cans
	<b>Connections</b>	12/24 V DC / 230 V AC
	<b>Temperature range</b>	Cooling max. 27 °C below ambient temperature, heating up to +50 to +65 °C
	<b>Consumption at 12 V DC at 24 V DC at 230 V AC</b>	46 W 50 W 64 W
	<b>Insulation</b>	PU foam all around
	<b>Material</b>	PP
	<b>Quality Features</b>	See TCX 14
	<b>Weight</b>	6.0 kg
	<b>Test marks</b>	TÜV/GS, E-certified (Automotive EMC Directive)
<b>Product</b>		<b>Ref. No.</b>
Dometic TropiCool TCX 21		9600013320
Dometic TropiCool TCX 21 UK		9600013930
<b>/ Optional extras</b>		
Universal fixing kit		9105303709
Voltage monitor CoolPower M 50U		9600000446

# Dometic TropiCool TCX 35

Mobile thermoelectric cooler, 33 l



<b>Total Volume</b>	approx. 33 l
<b>Provides space for</b>	9 x 1.5 l bottles 50 x 0.33 l cans
<b>Connections</b>	12/24 V DC / 230 V AC
<b>Temperature range</b>	Cooling max. 27 °C below ambient temperature, heating up to +50 to +65 °C
<b>Consumption at 12 V DC</b>	46 W
<b>at 24 V DC</b>	50 W
<b>at 230 V AC</b>	64 W
<b>Insulation</b>	PU foam all around
<b>Material</b>	PP
<b>Quality Features</b>	See TCX 14
<b>Weight</b>	10.0 kg
<b>Test marks</b>	TÜV/GS, E-certified (Automotive EMC Directive)



Product	Ref. No.
Dometic TropiCool TCX 35	9600013321
Dometic TropiCool TCX 35 UK	9600013931
<b>/ Optional extras</b>	
Universal fixing kit	9105303709
Voltage monitor CoolPower M 50U	9600000446



## Accessories for thermoelectric coolers



### Dometic CoolPower EPS 817

Mains adapter, from 230 V to 12 V

- Connects 12 V thermoelectric cooling boxes to the 230 V mains socket

Ref. No. 9600000439



### Dometic CoolPower M 50U

Battery monitor for universal 12 V applications

- Protects the vehicle battery from excessive discharging
- Switches the cooling box off at low battery voltage and on again at normal voltage
- Ideal for older 12 V thermoelectric cooling devices with cigarette lighter socket as output

Ref. No. 9600000446



### Dometic TropiCool TCX-FK

Vehicle fixing kit for TC and TCX 14 – 35

- For secure use of cooler while on the move
- For safe fastening of cooler
- Heavy duty straps

Ref. No. 9105303709



# ABSORPTION COOLERS

## Noiseless cooling with three energy sources

12 volts DC, 230 volts AC or gas – CombiCool ACX3 absorption coolers from Dometic give you maximum freedom in terms of energy supply. They can be used in the vehicle, on a mains socket or in remote locations where electricity is unavailable. The ACX3 40G is even more versatile, it works on a standard gas cartridge.

All three ACX3 models provide cooling up to 30 °C below the ambient temperature. Based on Dometic’s well proven absorption cooling technology, they are absolutely noiseless in operation. Another hallmark of the ACX3 family is the elegant aluminium housing with the distinctive lid.



Vertical space for most of the 1.5 & 2.0 L bottles



Sturdy housing and attractive Design



3-stage flame regulation in gas mode, piezo ignition, thermostat regulation in 230-volt mode



ACX3 40G: Ready for use with 250-g Butane Camping gas cartridge (ø x H): 7 x 20 cm

### Dometic CombiCool ACX3 40G

4.37

Mobile absorption cooler, 41 l (gas cartridge use)


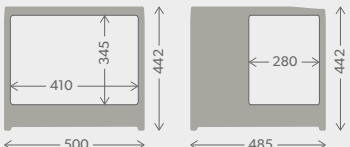
	<b>Total Volume</b>	41 l
	<b>Provides space for</b>	11 x 1.5 l bottles 67 x 0.33 l cans
	<b>Connections</b>	12 V DC / 230 V AC, Gas cartridge
	<b>Temperature range</b>	Cooling max. 30 °C below ambient temperature
	<b>Consumption at 12 V DC</b>	85 W
	<b>at 230 V AC</b>	85 W
	<b>Gas</b>	12.6 g/h
	<b>Insulation</b>	PU foam all around
	<b>Material</b>	Sturdy precoated steel with PET film
	<b>Quality Features</b>	<ul style="list-style-type: none"> <li>Absolutely silent operation means no disturbance</li> <li>Sturdy housing and attractive design</li> <li>Ice cube tray included</li> <li>Three-stage flame regulation in gas mode</li> <li>Thermostat regulation on 230 V</li> </ul>
<b>Weight</b>	16 kg	
<b>Test marks</b>	Certified to European Gas Appliance Directive 2016/426/EEC	
<b>Product</b>		<b>Ref. No.</b>
Dometic CombiCool ACX3 40G, EU		9600028414
Dometic CombiCool ACX3 40G, UK		9600028412
Dometic CombiCool ACX3 40G, CH		9620001365



## Dometic CombiCool ACX3 40

4.37


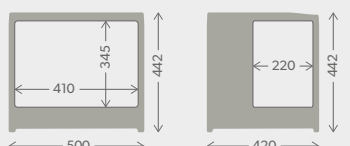
Mobile absorption cooler, 41 l

	<b>Total Volume</b>	41 l
	<b>Provides space for</b>	11 x 1.5 l bottles 67 x 0.33 l cans
	<b>Connections</b>	12 V DC / 230 V AC, LPG
	<b>Temperature range</b>	Cooling max. 30 °C below ambient temperature
	<b>Consumption at 12 V DC at 230 V AC Gas</b>	85 W 85 W 12.6 g/h
	<b>Insulation</b>	PU foam all around
	<b>Material</b>	Sturdy precoated steel with PET film
	<b>Quality Features</b>	<ul style="list-style-type: none"> <li>Absolutely silent operation means no disturbance</li> <li>Sturdy housing and attractive design</li> <li>Ice cube tray included</li> <li>Three-stage flame regulation in gas mode</li> <li>Thermostat regulation on 230 V</li> </ul>
	<b>Weight</b>	16 kg
	<b>Test marks</b>	Certified to European Gas Appliance Directive 2016/426/EEC
		
<b>Product</b>	<b>Ref. No.</b>	
Dometic CombiCool ACX3 40 (50 mbar) D, A	9600028407	
Dometic CombiCool ACX3 40 (30 mbar) D, A, PL with hose, only permitted for use on a gas socket (coupling)	9600028411	
Dometic CombiCool ACX3 40 (30 mbar) DK, FI, N, S	9600028408	
Dometic CombiCool ACX3 40 (28 – 30 / 37 mbar) UK	9600028409	
Dometic CombiCool ACX3 40 (28 – 30 / 37 mbar) F, I, E, NL, CZ, SK, PT, HU, RU, KZ, BY	9600028410	
Dometic CombiCool ACX3 40 (50 mbar) CH	9620001366	

## Dometic CombiCool ACX3 30

4.37

Mobile absorption cooler, 33 l

	<b>Total Volume</b>	33 l
	<b>Provides space for</b>	8 x 1.5 l bottles 53 x 0.33 l cans
	<b>Connections</b>	12 V DC / 230 V AC, LPG
	<b>Temperature range</b>	Cooling max. 30 °C below ambient temperature
	<b>Consumption at 12 V DC at 230 V AC Gas</b>	75 W 75 W 50 mbar: 12.3 g/h / 30 mbar: 11.7 g/h
	<b>Insulation</b>	PU foam all around
	<b>Material</b>	Sturdy precoated steel with PET film
	<b>Quality Features</b>	<ul style="list-style-type: none"> <li>See ACX3 40</li> </ul>
	<b>Weight</b>	14 kg
	<b>Test marks</b>	Certified to European Gas Appliance Directive 2016/426/EEC
		
<b>Product</b>	<b>Ref. No.</b>	
Dometic CombiCool ACX3 30 (50 mbar) D, A	9600028403	
Dometic CombiCool ACX3 30 (30 mbar) D, A, PL with hose, only permitted for use on a gas socket (coupling)	9600028413	
Dometic CombiCool ACX3 30 (30 mbar) DK, FI, N, S	9600028404	
Dometic CombiCool ACX3 30 (28 – 30 / 37 mbar) UK	9600028405	
Dometic CombiCool ACX3 30 (28 – 30 / 37 mbar) F, I, E, NL, CZ, SK, PT, HU, RU, KZ, BY	9600028406	
Dometic CombiCool ACX3 30 (50 mbar) CH	9620001364	



Dometic iceboxes feature an extremely effective insulation system. Fitted with ice packs or ice cubes, they can keep groceries, fish, bait and wild game fresh for several days. The larger models of the popular series (CI 42 – CI 110) can be upgraded with practical accessories: Seat cushions, fishing rod holders and bottle openers make them indispensable companions for fishermen, hunters and other nature lovers. The modular storage system, consisting of wire baskets and dividers, organizes the content.

- Thick insulation and unique sealing design means ice lasts longer
- Hygienic and easy to clean
- Lightweight and easy to carry with strong shoulder strap or handles (depending on model)
- Strong, seamless, food grade polyethylene construction
- Integrated polyethylene feet
- Durable, integrated hinges with stainless steel rods, strong nylon latches and stainless steel fixing screws



**Robust**

Robust design with unique labyrinth seal.



**Easy lock and seal**

Lock and seal cold air inside for longer lasting ice.



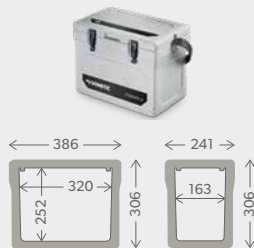
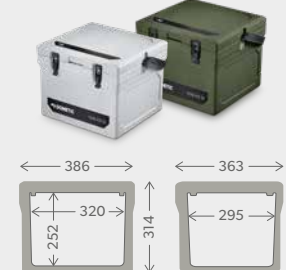
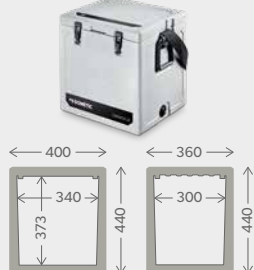
**Tie-down points**

Strong handles for tie-down points (WCI 33 and all CI models).

## Dometic Cool-Ice WCI 13 / 22 / 33

4.08

Insulation box

	WCI 13	WCI 22	WCI 33
			
<b>Total Volume (approx.)</b>	13 l	22 l	33 l
<b>Dimensions (W x H x D)</b>	386 x 306 x 241 mm	386 x 314 x 363 mm	400 x 440 x 360 mm
<b>Weight (approx.)</b>	2.8 kg	4.2 kg	5.7 kg
<b>Material</b>	Rotomoulded PE		
	<b>Ref. No.</b>	<b>Ref. No.</b>	<b>Ref. No.</b>
	<ul style="list-style-type: none"> <li>● Stone 9600000500</li> <li>● Slate 9600049490</li> <li>● Ocean 9600049493</li> <li>● Glow 9600049499</li> <li>● Lagune 9600051248</li> <li>● Moss 9600051251</li> <li>● Olive 9600051245</li> </ul>	<ul style="list-style-type: none"> <li>● Stone 9600000501</li> <li>● Green 9600019218</li> <li>● Slate 9600049491</li> <li>● Ocean 9600049494</li> <li>● Glow 9600049500</li> <li>● Lagune 9600051249</li> <li>● Moss 9600051252</li> <li>● Olive 9600051246</li> </ul>	<ul style="list-style-type: none"> <li>● Stone 9600000502</li> <li>● Slate 9600049492</li> <li>● Ocean 9600049495</li> <li>● Glow 9600049501</li> <li>● Lagune 9600051250</li> <li>● Moss 9600051253</li> <li>● Olive 9600051247</li> </ul>

## Dometic Cool-Ice CI 42 / 55 / 70

4.08

Insulation box

	CI 42	CI 55	CI 70
			
<b>Total Volume (approx.)</b>	43 l	56 l	71 l
<b>Dimensions (W x H x D)</b>	640 x 355 x 418 mm	570 x 432 x 515 mm	690 x 432 x 515 mm
<b>Weight (approx.)</b>	8.7 kg	10.6 kg	11.8 kg
<b>Material</b>	Rotomoulded PE		
	<b>Ref. No.</b>	<b>Ref. No.</b>	<b>Ref. No.</b>
	<ul style="list-style-type: none"> <li>● Stone 9600000541</li> <li>● Green 9600019219</li> </ul>	<ul style="list-style-type: none"> <li>● Stone 9600000542</li> </ul>	<ul style="list-style-type: none"> <li>● Stone 9600000543</li> </ul>

# Dometic Cool-Ice CI 85 / 85W / 110

Insulation box

	CI 85	CI 85W	CI 110
			
			
<b>Total Volume (approx.)</b>	87 l	86 l	111 l
<b>Dimensions (W x H x D)</b>	840 x 432 x 525 mm	840 x 432 x 525 mm	1055 x 442 x 535 mm
<b>Weight (approx.)</b>	14 kg	14.6 kg	18.1 kg
<b>Material</b>	Rotomoulded PE		
	<b>Ref. No.</b>	<b>Ref. No.</b>	<b>Ref. No.</b>
	● Stone 9600000544	● Stone 9600000545	● Stone 9600000546

## Accessories



### Seat Cushion

Lightweight and comfortable seat cushion



### Basket

Storage baskets are excellent for maximising storage space in Cool-Ice iceboxes



### Divider

Simply insert a divider into the Dometic icebox and create two storage zones



### Rod Holder

Easily inserted into the icebox brackets and means you won't miss out on your next catch!



### Bottle Opener

Clip it in to the icebox bracket for an easy and reliable way to open your favourite cold drinks



### Drink Holder

Easily clips in to the icebox bracket, ensuring a reliable and secure hold for your cold drinks



### Bracket

This bracket can be inserted into Dometic CI iceboxes to hold a range of accessories (incl. drinkholder)

Description	Ref. No.
Seat Cushion for CI 42	9108400892
Seat Cushion for CI 55	9108400893
Seat Cushion for CI 70	9108400894
Seat Cushion for CI 85	9108400895
Seat Cushion for CI 110	9108400896
Divider - Small	9108400897
Divider - Large	9108400898
Basket - Small	9108400899
Basket - Large	9108400900

Description	Ref. No.
Beverage Holder & Bracket	9108400901
Beverage Holder	9108400902
Rod Holder (all CI models)	9108400903
Bottle Opener	9108400904
Fixing Kit	9108400905

Accessories for Dometic Cool-Ice CI iceboxes only



# BUILT TO KEEP YOUR ICE FROZEN FOR DAYS

Our high-performance Patrol ice chests keep ice frozen for days. Built to last trip after trip with thick PU insulated walls, a single piece roto-moulded construction, and a full-length hinge pin. More than just a box to put ice in, these coolers offer smart features like Patrol's leak proof drain, deep-freeze lid seal and one-hand rubber latch opening. For extra-functionality, a clever accessory dock can house optional accessories including: a bottle opener, cup holder or fishing rod holder..

- Thick PU insulation keeps ice frozen for days
- Large, leak-proof drain makes cleaning easy
- Deep-freeze lid seal ensures no gaps for air to enter or escape
- Rugged construction with one-piece rotomolded PE
- One-handed rubber latches for convenient opening and closing of the lid



# Dometic Patrol

Insulation box

	PATROL 20	PATROL 35	PATROL 55
<b>Total Volume (approx.)</b>	19 l	36 l	54 l
<b>Weight (approx.)</b>	8 kg	11.7 kg	15 kg
<b>Material</b>	Rotomoulded PE		
	<b>Ref. No.</b>	<b>Ref. No.</b>	<b>Ref. No.</b>
	● Mist 9600028784	● Mist 9600028785	● Mist 9600028786
	● Ocean 9600028790	● Ocean 9600029271	● Ocean 9600029271
	● Slate 9600028787	● Slate 9600028788	● Slate 9600028789
	● Orchid 9600051187	● Orchid 9600051188	● Orchid 9600051189
	● Lagune 9600051601	● Lagune 9600051602	● Lagune 9600051603
	● Glow 9600028794	● Glow 9600028795	
	● Olive 9600028792	● Olive 9600028793	
	<b>/Accessory</b>		
	Beverage holder & bracket	9108400901	
	Beverage holder	9108400902	
	Rod holder	9108400903	
	Bottle opener	9108400903	
	Fixing Kit	9108400905	

# THIRST FOR ADVENTURE



The robust construction of Dometic drinkware is ideal for use in the outdoors. Convenient to clean and comfortable to use, the drinkware can also be used for hot and cold drinks. So whether you need refreshment while hiking in blissful isolation, or seek warmth on a cold winter morning, fuel your body with the liquid comfort it needs.





# DOMETIC DRINKWARE

Dometic insulated vacuum sealed bottles ensure your cold or hot drinks maintain their temperature while you're on the move. The stainless steel used in the bottle have been carefully selected to ensure its longevity, easy cleaning and a high level of hygiene. Leak-proof, dishwasher safe and BPA Free.

## Key benefits

- Fits all standard cup holders
- Double wall insulation keeps drinks hot for up to 12 h or cold for up to 24 h (Thermo Bottle)
- Durable construction with comfortable, ergonomic design
- BPA free
- Dishwasher safe



## What's new?

- 100 % leakproof 360° drink cup
- Interchangeable caps, can be used with all 2022 Thermo Bottles
- Caps also available separately
- New coffee mug
- Large 1920 ml Thermo Bottle



### Durable

Stainless steel body is robust and provides a comfortable drinking experience.



### Dishwasher safe

Cleaned easily in the dishwasher and ready for your next adventure.



### Hot or cold

Double wall insulation keeps drinks hot or cold for hours.

## Which colour will you choose?



Moss




Ore



Glow



Orchid



Lagune



Slate

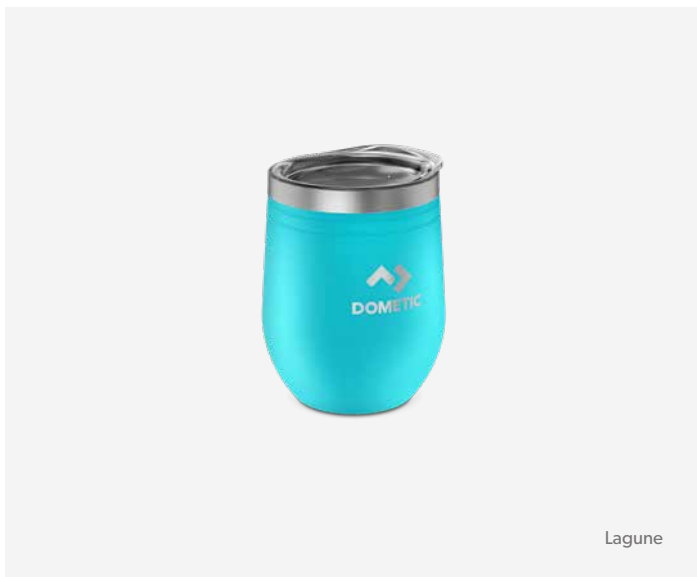


Orchid

### Dometic Thermo Cup

- Capacity: 450 ml
- Keeps hot and cold drinks at the perfect temperature
- Leakproof lid
- 304 Stainless Steel, double wall insulated
- Dishwasher safe

Colour	SKU
THM45 MOSS	9600050903
THM45 ORE	9600050904
THM45 GLOW	9600050905
THM45 ORCHID	9600050906
THM45 LAGUNE	9600050907
THM45 SLATE	9600050908



Lagune

### Dometic Thermo Wine Tumbler

- Capacity: 300 ml
- Keeps wine at the perfect temperature
- Can be used for hot as well as cold drinks
- 304 Stainless Steel, double wall insulated
- Dishwasher safe

Colour	SKU
THWT30 MOSS	9600050851
THWT30 ORE	9600050852
THWT30 GLOW	9600050853
THWT30 ORCHID	9600050854
THWT30 LAGUNE	9600051183
THWT30 SLATE	9600050855



Ore

### Dometic Thermo Tumbler 320

- Capacity: 320 ml
- Fits all standard cup holders
- Double wall insulation keeps drinks hot for 6 h or cold for 12 h
- Durable construction with comfortable, ergonomic design
- BPA free
- Dishwasher safe

Colour	SKU
TMBR32 MOSS	9600029330
TMBR32 ORE	9600029331
TMBR 32 MANGO	9600029332
TMBR32 ORCHID	9600050845
TMBR32 SLATE	9600050849



Moss

### Dometic Thermo Tumbler 600

- Capacity: 600 ml
- Fits all standard cup holders
- Double wall insulation keeps drinks hot for 6 h or cold for 12 h
- Durable construction with comfortable, ergonomic design
- BPA free
- Dishwasher safe

Colour	SKU
● TMBR66 MOSS	9600029333
● TMBR66 ORE	9600029334
● TMBR66 MANGO	9600029335
● TMBR66 ORCHID	9600050846
● TMBR66 SLATE	9600050850



Slate

### Dometic Thermo Bottle 480

- Capacity: 480 ml
- Fits all standard cup holders
- Double wall insulation keeps drinks hot for 12 h or cold for 24 h
- Durable construction with comfortable, ergonomic design
- BPA free
- Dishwasher safe

Colour	SKU
● THRM48 MOSS	9600029324
● THRM48 ORE	9600029325
● THRM48 MANGO	9600029326
● THRM48 ORCHID	9600050843
● THRM48 SLATE	9600050847



Glow

### Dometic Thermo Bottle 660

- Capacity: 660 ml
- Fits all standard cup holders
- Double wall insulation keeps drinks hot for 12 h or cold for 24 h
- Durable construction with comfortable, ergonomic design
- BPA free
- Dishwasher safe

Colour	SKU
● THRM66 MOSS	9600029327
● THRM66 ORE	9600029328
● THRM66 MANGO	9600029329
● THRM66 ORCHID	9600050844
● THRM66 SLATE	9600050848



Slate

### Dometic Thermo Tumbler 500

- Capacity: 500 ml
- Keeps hot and cold drinks at the perfect temperature
- Leakproof lid 360° drinking lid
- 304 Stainless Steel, double wall insulated
- Dishwasher safe
- Useable with modular caps

Colour	SKU
● THRM50 MOSS	9600050864
● THRM50 ORE	9600050880
● THRM50 GLOW	9600050881
● THRM50 ORCHID	9600050882
● THRM50 LAGUNE	9600050883
● THRM50 SLATE	9600050884



Orchid

### Dometic Thermo Bottle 900

- Capacity: 900 ml
- Keeps hot & cold drinks at the perfect temperature
- Leakproof lid 360° drinking lid
- 304 Stainless Steel double wall insulated
- Dishwasher safe
- Useable with modular caps

Colour	SKU
● THRM90 MOSS	9600050885
● THRM90 ORE	9600050886
● THRM90 GLOW	9600050887
● THRM90 ORCHID	9600050888
● THRM90 LAGUNE	9600050889
● THRM90 SLATE	9600050890



Glow

### Dometic Thermo Bottle 1200

- Capacity: 1200 ml
- Keeps hot & cold drinks at the perfect temperature
- Leakproof lid 360° drinking lid
- 304 Stainless Steel double wall insulated
- Dishwasher safe
- Useable with modular caps

Colour	SKU
● THRM120 MOSS	9600050891
● THRM120 ORE	9600050892
● THRM120 GLOW	9600050893
● THRM120 ORCHID	9600050894
● THRM120 LAGUNE	9600050895
● THRM120 SLATE	9600050896



## Dometic Thermo Bottle 1920

- Capacity: 1920 ml
- Keeps hot & cold drinks at the perfect temperature
- Leakproof lid 360° drinking lid
- 304 Stainless Steel double wall insulated
- Dishwasher safe
- Useable with modular caps (not CAPHA)

Colour	SKU
● THRM192 MOSS	9600050897
● THRM192 ORE	9600050898
● THRM192 GLOW	9600050899
● THRM192 ORCHID	9600050900
● THRM192 LAGUNE	9600050901
● THRM192 SLATE	9600050902



## Drinkware Accessories



### Stainless Cap

Hygienic stainless screw cap, insulated so helps keep your drinks at the perfect temperature.

Ref. 9600050959 (CAPST)



### Drinking Cap

Dual function hinged screw cap, use as water / sports bottle or turn 180° and use as an espresso cup.

Ref. 9600050911 (CAPDR)



### Sports Cap

Hinged screw cap reduces the risk of loss or dropping the cap, quick easy access suitable for all activities.

Ref. 9600050909 (CAPSP)



### 360° Cap

100% leakproof. Simply click to open and click again to close. 360 degree opening to use from any angle.

Ref. 9600050912 (CAP360)



### Handle Cap

100% leakproof. Sturdy handle great for use with larger bottles, secure stainless locking clip for added security.

Ref. 9600050910 (CAPHA)

All interchangeable caps are only suitable for Dometic Thermo Tumbler 500 / Thermo Bottle 900 / Thermo Bottle 1200 / Thermo Bottle 1920



# COOL CONVENIENCE

## Refrigerators for motorhomes and caravans

Looking for a refrigerator that fits in the kitchenette of a motorhome, caravan or van? Choose from the most comprehensive range currently available. It includes noiseless absorption refrigerators running on gas or electricity as well as compressor powered appliances for high-performance cooling and deep-freezing regardless of ambient temperatures. Dometic's RV refrigerators are as well equipped as a domestic fridge. If something's missing, check our accessories.

We also offer practical drawer fridges for confined installation conditions.



## **ABSORPTION REFRIGERATORS**

Dometic absorption refrigerators are completely silent. Moreover, they allow maximum independence in terms of energy supply, running on mains or battery power and on gas as well. Their quality features provide homelike convenience.

**Page 104 - 113**



## **COMPRESSOR REFRIGERATORS**

Compressor refrigerators provide powerful cooling and deep-freezing, even at extreme ambient temperatures. They consume little energy and are ideal for solar operation. Available in many sizes, including practical drawer fridges and customised cooling solutions.

**Page 114 - 125**

# FREE-STANDING ABSORPTION REFRIGERATORS

Can be placed as required – even next to a bed

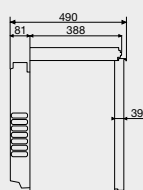
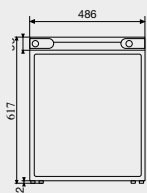
Our two free-standing absorption refrigerators can also be installed close to sleeping quarters – they operate without making a noise and won't disturb anybody. Both models are packed with convenient features: two adjustable shelves, two additional door trays, and a secure door lock with vent option for the time after season. The RF 62 even features a two-star freezer compartment.

Designed to give camping friends maximum independence, the CombiCool RF 60 and RF 62 can utilize three different energy sources: 12 V DC, 230 V AC, or camping gas. With their compact dimensions and 56 or 61 liter capacity, they are perfect for under an awning.

## Dometic CombiCool RF 62

4.27

Freestanding absorption refrigerator with freezer, 56 l



<b>Gross capacity with freezer compartment</b>	approx. 56 l 5 l
<b>Connections</b>	12 V DC / 230 V AC, LPG
<b>Input rating</b>	
230 V	110 W
12 V	110 W
Gas	14.8 g/h
<b>Consumption</b>	
230 V	1.9 kWh/24 h
12 V	1.9 kWh/24 h
Gas	325 to 375 g/24 h
<b>Temperature range</b>	Up to 30 °C below ambient temperature
<b>Insulation</b>	PU foam all around
<b>Ignition system</b>	Battery ignition
<b>Material</b>	Cabinet: coated sheet steel, door: plastic, panel: coated sheet steel
<b>Colour</b>	White
<b>Dimensions (W x H x D)</b>	486 x 617 x 490 mm
<b>Weight</b>	25 kg with freezer compartment
<b>Quality features</b>	Thermostat regulation in 230-volt and gas mode, two door shelves, adjustable shelves, flame indicator, door locking with vent option
<b>Test marks</b>	Certified to European Gas Appliance Directive 90/396/EEC

Product	Ref. No.
Dometic RF 62 (50 mbar) D	9105203590
Dometic RF 62 (28 – 37 mbar) F, I, E, NL	9105203591
Dometic RF 62 (30 mbar) DK	9105203623

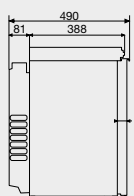
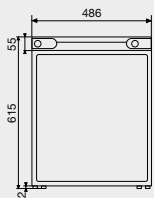




## Domestic CombiCool RF 60

4.27

Freestanding absorption refrigerator, 61 l



<b>Gross capacity</b>	approx. 61 l
<b>Connections</b>	12 V DC / 230 V AC, LPG
<b>Input rating</b>	
230 V	110 W
12 V	110 W
Gas	14.8 g/h
<b>Consumption</b>	
230 V	1.9 kWh/24 h
12 V	1.9 kWh/24 h
Gas	325 to 375 g/24 h
<b>Temperature range</b>	Up to 30 °C below ambient temperature
<b>Insulation</b>	PU foam all around
<b>Ignition system</b>	Battery ignition
<b>Material</b>	Cabinet: coated sheet steel, door: plastic, panel: Aluminium
<b>Colour</b>	Black / aluminium
<b>Dimensions (W x H x D)</b>	486 x 615 x 490 mm
<b>Weight (approx. kg)</b>	26 kg
<b>Quality features</b>	Thermostat regulation in 230-volt and gas mode, two door shelves, adjustable shelves, flame indicator, door locking with vent option
<b>Test marks</b>	Certified to European Gas Appliance Directive 90/396/EEC

Product	Ref. No.
Domestic RF 60 (50 mbar) D, CH, A	9105203240
Domestic RF 60 (30 mbar) D, CH, A Supplied with hose, only permitted for use on a gas socket	9105203244
Domestic RF 60 (30 mbar) DK, FIN, N, S	9105203241
Domestic RF 60 white (30 mbar) DK, FIN, N, S	9105203602
Domestic RF 60 (28 – 37 mbar) F, I, E, NL	9105203243
Domestic RF 60 (28 – 37 mbar) UK	9105203242

# BUILT-IN ABSORPTION REFRIGERATORS

Amazing choice of models, sizes and configurations

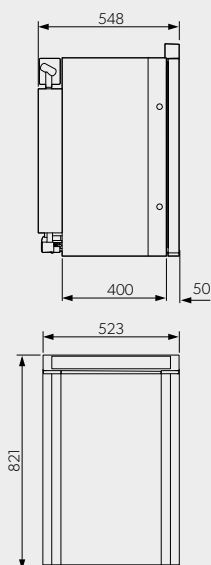
Do you want to integrate a noiseless absorption fridge into the kitchenette of a recreational or utility vehicle? Take your pick from the world's largest range. Our award-winning 10-series absorption refrigerators integrate a host of unique innovations: double-hinged

doors opening either left and right, elegant aluminium handles across the entire height, and a new cooling unit for best-in-class cooling performance, to name but a few.

## Dometic RM 10.5T

4.24

Absorption refrigerator, 93 l, TFT display, double-hinged door



<b>Gross capacity</b>	93 l
<b>Net capacity main compartment</b>	77.4 l
<b>Net capacity freezer compartment</b>	8.2 l
<b>Connections</b>	12 V DC / 230 V AC / LPG 30 mbar
<b>Input rating</b>	
230 V	135 W
12 V	130 W
<b>Consumption</b>	
230 V	2.8 kWh/24 h
Gas	270 g/24 h
<b>Temperature range</b>	Refrigerator +7 °C, freezer compartment up to -12 °C at ambient temperatures up to 32 °C (equivalent to climate class SN)
<b>Insulation</b>	PU foam all around
<b>Ignition system</b>	AES
<b>Material</b>	Cabinet: Coated sheet steel Door panel: Plastic
<b>Colour</b>	Black
<b>Dimensions (W x H x D)</b>	523 x 821 x 548 mm
<b>Weight</b>	28.0 kg with freezer compartment
<b>Quality Features</b>	<ul style="list-style-type: none"> <li>• Double-hinged door – opens left and right without the need to change the hinge</li> <li>• Patented removable freezer compartment (opens to the bottom)</li> <li>• Ease of use with intuitive TFT color display and turn/push button</li> <li>• Elegant aluminum door handles extend over the complete fridge height</li> <li>• Flexible interior storage with two small crispers</li> <li>• Noiseless absorption cooling on 12 V, 230 V or gas</li> <li>• Full side LED interior light</li> </ul>
<b>Test marks</b>	Certified to European Gas Appliance Directive 90/396/EEC, e-certified (Automotive EMC Directive)

Product	Ref. No.	Ref. No. UK
Dometic RM 10.5T	9600027098	
<b>/ Optional extras</b>		
CEE AC adapter for Dometic refrigerators with WAGO connector	9600015437	9600015438
230/240 V JST plug	9600015439	
230/240 V MNL plug	9600015440	

# Dometic RMS 10.5T / 10.5XT

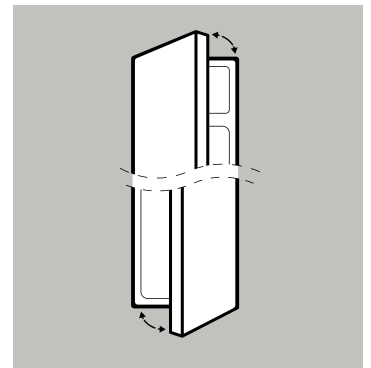
Absorption refrigerators, TFT display, double-hinged door



	RMS 10.5T	RMS 10.5XT EXTRA DEEP CABINET
<b>Gross capacity</b>	83 l	98 l
<b>Net capacity main compartment</b>	67.8 l	79 l
<b>Net capacity freezer compartment</b>	8.2 l	11.1 l
<b>Connections</b>	12 V DC / 230 V AC / LPG 30 mbar	
<b>Input rating</b> 230 V 12 V	135 W 130 W	135 W 130 W
<b>Consumption</b> 230 V Gas	3.2 kWh/24 h 270 g/24 h	2.5 kWh/24 h 270 g/24 h
<b>Temperature range</b>	Refrigerator +7 °C, freezer compartment up to -12 °C at ambient temperatures up to 32 °C (equivalent to climate class SN)	
<b>Insulation</b>	PU foam all around	
<b>Ignition system</b>	AES	
<b>Material</b>	Cabinet: Coated sheet steel / door, panel: plastic	
<b>Colour</b>	Black	
<b>Dimensions (W x H x D)</b>	528 x 821 x 548 mm	523 x 821 x 603 mm
<b>Weight</b>	27.4 kg with freezer compartment	29 kg with freezer compartment
<b>Quality Features</b>	<ul style="list-style-type: none"> <li>• Double-hinged door – opens left and right without the need to change the hinge</li> <li>• Removable freezer compartment (opens to the bottom)</li> <li>• Smart use of space: under counter model with wheel arch cut-out</li> <li>• Elegant aluminum door handles extend over the complete fridge height</li> <li>• Easy to use with intuitive TFT color display and turn/push button</li> <li>• Flexible interior storage with two small crispers</li> <li>• Noiseless absorption cooling on 12 V, 230 V or gas</li> </ul>	
<b>Test marks</b>	Certified to European Gas Appliance Directive 90/396/EEC, e-certified (Automotive EMC Directive)	
	<p>RMS 10.5T</p>	<p>RMS 10.5XT</p>
<b>Product</b>	<b>Ref. No.</b>	<b>Ref. No. UK</b>
Dometic RMS 10.5T	9600027101	
Dometic RMS 10.5XT	9600027116	
<b>/ Optional extras</b>		
CEE AC adapter for Dometic refrigerators with WAGO connector	9600015437	9600015438
230/240 V JST plug	9600015439	
230/240 V MNL plug	9600015440	

# UNIQUE PATENTED SOLUTION: DOUBLE-HINGED DOOR


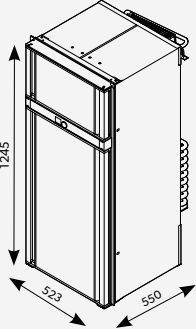
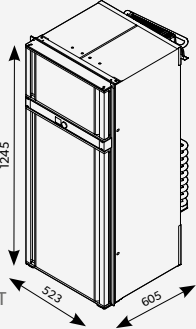
10-series absorption refrigerators give you a unique benefit: the double-hinged door. Thanks to this patented solution, they can be opened either to the left and right as required, without the need to change the hinge. Simply use one of the two convenient aluminum handles, which extend over the full height of the fridge. A two-point locking system keeps the door firmly in place in all situations.



## Dometic RMD 10.5T/ 10.5XT

4.24

Absorption refrigerator, TFT display

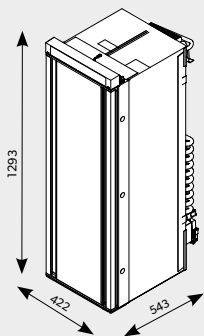
	RMD 10.5T	RMD 10.5XT EXTRA DEEP CABINET	
	<b>Gross capacity</b>	153 l	177 l
	<b>Net capacity main compartment</b>	124 l	142 l
	<b>Net capacity freezer compartment</b>	29 l	35 l
	<b>Connections</b>	12 V DC / 230 V AC / LPG 30 mbar	
	<b>Input rating</b> 230 V 12 V	250 W 170 W	250 W 170 W
	<b>Consumption</b> 230 V / 12 V Gas	24.2 kWh/24 h 580 g/24 h	24.2 kWh/24 h 580 g/24 h
	<b>Temperature range</b>	Refrigerator +7 °C, freezer compartment up to -12 °C at ambient temperatures up to 32 °C (equivalent to climate class SN)	
	<b>Insulation</b>	PU foam all around	
	<b>Ignition system</b>	AES	
	<b>Material</b>	Cabinet: Coated sheet steel / door, panel: plastic	
<b>Colour</b>	Black		
<b>Dimensions (W x H x D)</b>	523 x 1245 x 550 mm	523 x 1245 x 605 mm	
<b>Weight</b>	40 kg with freezer compartment	41.5 kg with freezer compartment	
<b>Quality Features</b>	<ul style="list-style-type: none"> <li>• Double-hinged door – opens left and right without the need to change the hinge</li> <li>• Best-in-class cooling performance – tested and proven in the Australian outback</li> <li>• Standard-depth cabinet with two separate doors for fridge and freezer</li> <li>• Ease of use with intuitive TFT soft-touch controls recessed into the door</li> <li>• Elegant aluminum door handles extending over the complete fridge height</li> <li>• Two-point locking mechanism on either side for increased safety</li> <li>• Flat door with customizable decor panel and variable thickness (1.2 mm – 3 mm)</li> </ul>		
<b>Test marks</b>	Certified to European Gas Appliance Directive 90/396/EEC, e-certified (Automotive EMC Directive)		
 <p>RMD 10.5T</p>			
 <p>RMD 10.5XT</p>			
<b>Product</b>	<b>Ref. No.</b>	<b>Ref. No. UK</b>	
Dometic RMD 10.5T	9620006713	9600027259	
Dometic RMD 10.5XT	9620012756	9600027266	
<b>/ Optional extras</b>			
CEE AC adapter for Dometic refrigerators with WAGO connector	9600015437 9600015438		
230/240 V JST plug	9600015439		
230/240 V MNL plug	9600015440		



## Dometic RML 10.4T

4.24









Absorption refrigerator, 133 l, TFT display



<b>Gross capacity</b>	133 l
<b>Net capacity main compartment</b>	116 l
<b>Net capacity freezer compartment</b>	12 l
<b>Connections</b>	12 V DC / 230 V AC / LPG 30 mbar
<b>Input rating</b>	
230 V	170 W
12 V	170 W
<b>Consumption</b>	
230 V	3.2 kWh/24 h
12 V	4.08 kWh/24 h
Gas	380 g/24 h
<b>Temperature range</b>	Refrigerator +7 °C, freezer compartment up to -12 °C at ambient temperatures up to 32 °C (equivalent to climate class SN )
<b>Insulation</b>	PU foam all around
<b>Ignition system</b>	AES
<b>Material</b>	Cabinet: Coated sheet steel Door panel: Plastic
<b>Colour</b>	Black
<b>Dimensions (W x H x D)</b>	422 x 1293 x 543 mm
<b>Weight</b>	35.5 kg with freezer compartment
<b>Quality Features</b>	<ul style="list-style-type: none"> <li>Patented double-hinged door – opens left and right without the need to change the hinge</li> <li>Removable freezer compartment with double-hinged door</li> <li>Best-in-class cooling performance thanks to new cooling unit</li> <li>Elegant aluminum door handles extend over complete fridge height</li> <li>Intuitive control via TFT display and turn/push button</li> <li>VG Fresh crisper with adjustable humidity – keeps fruit and vegetable fresh for longer</li> <li>Flat door with customizable decor panel (variable thickness 1.2 mm – 3 mm)</li> </ul>
<b>Test marks</b>	Certified to European Gas Appliance Directive 90/396/EEC, e-certified (Automotive EMC Directive)
<b>Product</b>	<b>Ref. No.</b> <b>Ref. No. UK</b>
Dometic RML 10.4T	9620004548    9600027665
<b>/ Optional extras</b>	
CEE AC adapter for Dometic refrigerators with WAGO connector	9600015437    9600015438
230/240 V JST plug	9600015439
230/240 V MNL plug	9600015440

## Domestic upgrade kits

Upgrade kits for 10-series refrigerators

	NAME	DESCRIPTION	SCOPE OF DELIVERY	REF. NO.
	Domestic RC 10.4S 70-UKIT	Upgrade kit for Domestic RC 10.4S 70 fridge variant to gain all preferable features of the Domestic RML 10.4T 70	1 dual hinged door, 1 door rack, 1 fridge shelf	9600028492
	Domestic RC 10.4S 90-UKIT	Upgrade kit for Domestic RC 10.4S 90 fridge variant to gain all preferable features of the Domestic RC 10.4T 90	1 dual hinged door, 1 door rack, 1 fridge shelf	9600028493
	Domestic RM(S)/RCS 10.5S-UKIT	Upgrade kit for RM 10.5S, RMS 10.5S and RCS 10.5S fridge variant to gain all preferable features of the Domestic RM 10.5T, RMS 10.5T and RCS 10.5T	1 dual hinged door, 1 door rack, 1 fridge shelf	9600028478
	Domestic RMS/RCS 10.5XS-UKIT	Upgrade kit for RMS 10.5XS and RCS 10.5XS fridge variant to gain all preferable features of the Domestic RMS 10.5XT and RCS 10.5XT	1 dual hinged door, 1 door rack, 1 fridge shelf	9600028479
	Domestic RMD/RCD 10.5S-UKIT	Upgrade kit for the RMD 10.5S and RCD 10.5S fridge variant to gain all preferable features of the RMD 10.5X and RCD 10.5T fridge range	2 dual hinged doors, 1 door rack, 1 fridge shelf, 1 veggie fresh lid	9600028181
	Domestic RMD/RCD 10.5XS-UKIT	Upgrade kit for the RMD 10.5XS and RCD 10.5XS fridge variant to gain all preferable features of the RMD 10.5X and RCD 10.5T fridge range	2 dual hinged doors, 1 door rack, 1 fridge shelf, 1 veggie fresh lid	9600028421
	Domestic RML 10.4S-UKIT	Upgrade kit for Domestic RML 10.4S refrigerator and Domestic RCL 10.4S fridge variant to gain all preferable features of the Domestic RML 10.4 and RCL 10.4 fridge range	1 dual hinged door, 1 door rack, 1 fridge shelf, 1 veggie fresh lid	9620009236
	Domestic RCL 10.4ES-UKIT	Upgrade kit for Domestic RCL 10.4ES refrigerators	1 dual hinged door, 1 door rack, 1 fridge shelf, 1 veggie fresh lid	9600050037



### Domestic REF-FGC

Flexible gas connection pipe for 10 series absorption refrigerators

Ref. No. 9620009201



### Dometic RML10.4-RPLKIT

RML 94xx replacement kit for installation of RML 10.4 refrigerators

If you already have an RML 94xx-series device installed in your vehicle, this replacement kit allows you to mount the new RML 10.4-series refrigerator into existing cut-outs. Decor bars and a flexible gas connection hose are included to ensure a seamless integration.

Ref. No. 9620009283



### Dometic RMD10.5-RCK

Shelf for RMD 10.5 freezer compartment

Well-organized storage: you can optimise the use of the space in the freezer compartment your 10-series fridge with an additional shelf.

Ref. No. 9620009197



### Dometic REF-ADAPT

Power adapter for 10-series absorption refrigerators

10-series absorption refrigerators come standard with a WAGO plug for connection to 230/240 V AC. If required it can be adapted to the following plug systems:

- 230/240 V CEE plug / Ref. No. 9600015437
- 230/240 V UK plug / Ref. No. 9620013146
- 230/240 V JST plug / Ref. No. 9620009203
- 230/240 V MNL plug / Ref. No. 9600015440



### Dometic REF-FANKIT

Ventilation kit for 10-series absorption refrigerators

- The ventilation set is very easy to install
- It ensures optimum ventilation of your fridge for best cooling performance
- This kit is particularly recommended for high ambient temperatures or intense sunlight

Ref. No. 9620009199



### Dometic REF-STOKIT

Storage kit for refrigerators

- Space-saving food storage with stackable trays in two heights
- Tray holders keep the stacks securely in place during the journey
- Ice cube tray with sliding lid for easy removal of the required amount
- Designed for 10-series and also suitable for other refrigerators

Ref. No. 9620009277

# ACCESSORIES FOR ABSORPTION REFRIGERATORS



## Winter covers

- Winter covers are available for both single and double door fridges
- Replace your cover at the start of the cold winter season
- Covers help to maintain a high cooling performance in cold weather

Dometic WA 120/130


Winter cover set for LS 100 and LS 200, white  
Ref. No. 9620009215

Dometic WA 120/130

Winter cover set for for LS 100 and LS 200, black  
Ref. No. 9500001460

Dometic EWS 300

Winter cover set for LS 300, white  
Ref. No. 9620009209



## Ventilation grills

The two ventilation grills LS 100 and LS 200 have been designed for under-counter refrigerators of the RM, RMS and RMV series. The LS 100 model is only required for installations with a separate exhaust duct. Otherwise, you can use the LS 200, which is suitable for ventilation at the top and at the bottom of the fridge.

The LS 300 is a perfect fit for the large refrigerators in the RMD and RMDT series, while the LS 230 is the matching ventilation grill for the slim RML refrigerators.

LS 100, top, RM(V)5xxx, RM(S)8xxx  
Ref.-No. white 9500000958  
Ref.-No. black 9620009242

LS 200, bottom, RM(V)5xxx, RM(S)8xxx  
Ref.-No. white 9620009291  
Ref.-No. black 9500001458

LS 300 RMD(T)8xxx, RML855x, RMD(T)10.5  
Ref.-No. white 9620009255



## Dometic LS-R500

Roof ventilation for 8- and 4-series refrigerators

Extra ventilation of the 8- and 4-series refrigerators. Use in combination with LS 200 or LS 300 ventilation grill.

- Optional extra ventilation for the 8- and 4-series refrigerators
- Combine with LS 200 or LS 300 ventilation grills
- Recommended when using an awning cover

Ref. No. 9105900020





### Dometic AR-VKIT

Ventilation kit for absorption refrigerators

Optional ventilation extra for optimal performance of 4-series and 8-series refrigerators. Thermostat-controlled, extremely easy to install.

- The ventilation set is very easy to install
- It ensures optimum ventilation of your fridge for best cooling performance
- This kit is particularly recommended for high ambient temperatures or intense sunlight

Ref. No. 9620009252



### Dometic AR-BI

Battery ignition for absorption refrigerators

This battery ignition is suitable for retrofitting on all piezo refrigerators with plastic dashboard holders.

Ref. No. 9620009243



### Dometic REF-STOKIT

Storage kit for refrigerators

- Space-saving food storage with stackable trays in two heights
- Tray holders keep the stacks securely in place during the journey
- Ice cube tray with sliding lid for easy removal of the required amount
- Designed for 10-series and also suitable for other refrigerators

Ref. No. 9620009277



### Dometic AR-EGG

Egg shelf for absorption refrigerators

For safe storage of up to six eggs. Suitable for all Dometic refrigerators.

Ref. No. 9620009198

# COOL EFFICIENCY


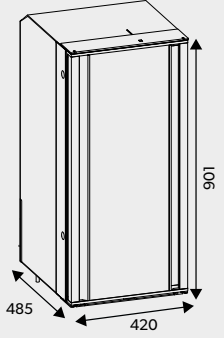
## 10-Series compressor fridges

Our award-winning left/right absorption refrigerators have changed the way food and drinks are kept fresh in motorhomes and caravans. And now the success story continues with a complete series of compressor-powered fridges featuring the same design: RCD 10.5

and RCL 10.5 models for large vehicles, RC 10.4 for campervans, and – coming soon – RCS 10.5 for installation under the counter. Simply choose the matching model for your motorhome, caravan or campervan.



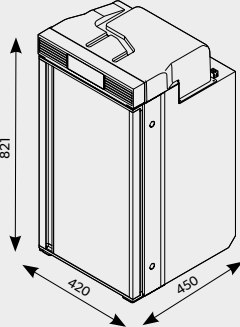
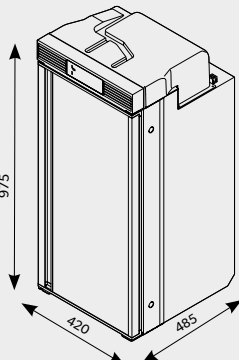
### Dometic RC 10.4T 90M

Compressor refrigerator, 90 l, TFT display, double-hinged door

		RC 10.4T 90M
 <p>DETACHABLE COMPRESSOR CAN BE INSTALLED UP TO 1.5 M AWAY FROM THE REFRIGERATOR TO SAVE SPACE</p>	<b>Gross capacity</b>	90 l
	<b>Net capacity main compartment</b>	75.5 l
	<b>Net capacity freezer compartment</b>	7.5 l
	<b>Connections</b>	12 V DC
	<b>Climate class</b>	T
	<b>Current consumption at 12 V</b>	1.39 Ah/h at +25 °C ambient temperature, at +5 °C interior temperature
	<b>Refrigerant</b>	R600a, Refrigerant quantity: 20 g, CO2 equivalent: 0.000102 t, Global warming potential (GWP): 3
	<b>Insulation</b>	PU foam all around
	<b>System</b>	Fully hermetic compressor with integrated control electronics, low-voltage protection / electronic fuse, automatic reverse pole protection
	<b>Material</b>	Cabinet: coated sheet steel + plastic / door, panel: plastic
<b>Colour</b>	Cabinet and door frame: black, Door panel: black glossy finish (door decor changeable)	
<b>Weight</b>	21 kg	
<b>Quality Features</b>	<ul style="list-style-type: none"> <li>• Double-hinged door – opens left and right without the need to change the hinge</li> <li>• Patented removable freezer compartment (opens to the bottom)</li> <li>• TFT control panel and/or compressor unit can be installed separately</li> <li>• Reliable cooling and deep-freezing – even at extreme ambient temperatures up to 43 °C</li> <li>• Elegant aluminum door handles extend over the complete fridge height</li> <li>• Ease of use with intuitive TFT color display and turn/push button</li> <li>• Pleasantly quiet operation in night mode, fast cool-down with boost function</li> </ul>	
<b>Test marks</b>	TÜV/GS, e-certified (Automotive EMC Directive)	
		
<b>Product</b>	<b>Ref. No.</b>	
Dometic RC 10.4T 90M	9620016886	



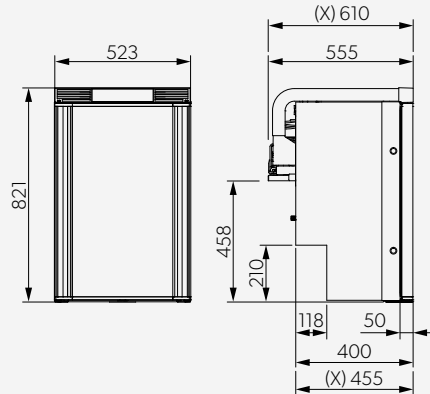
# Dometic RC 10.4

Compressor refrigerators, TFT display, double-hinged door

		RC 10.4 70	RC 10.4 90
<p>RC 10.4 70</p> 	<b>Gross capacity</b>	69 l	90 l
	<b>Net capacity main compartment</b>	54.5 l	75.5 l
	<b>Net capacity freezer compartment</b>	7.5 l	7.5 l
	<b>Connections</b>	12 V DC	12 V DC
	<b>Climate class</b>	T	T
	<b>Current consumption at 12 V</b>	1.39 Ah/h at +25 °C ambient temperature, at +5 °C interior temperature	1.39 Ah/h at +25 °C ambient temperature, at +5 °C interior temperature
	<b>Refrigerant</b>	R600a, Refrigerant quantity: 16 g, CO <sub>2</sub> equivalent: 0.000102 t, Global warming potential (GWP): 3	R600a, Refrigerant quantity: 20 g, CO <sub>2</sub> equivalent: 0.000102 t, Global warming potential (GWP): 3
	<b>Insulation</b>	PU foam all around	
	<b>System</b>	Fully hermetic compressor with integrated control electronics, low-voltage protection / electronic fuse, automatic reverse pole protection	
	<b>Material</b>	Cabinet: coated sheet steel + plastic / door, panel: plastic	
	<b>Colour</b>	Cabinet and door frame: black, Door panel: black glossy finish (door decor changeable)	
<p>RC 10.4 90</p> 	<b>Weight</b>	19.5 kg	21.5 kg
	<b>Quality Features</b>	<ul style="list-style-type: none"> <li>• Double-hinged door – opens left and right without the need to change the hinge</li> <li>• Patented removable freezer compartment (opens to the bottom)</li> <li>• Ease of use with intuitive TFT color display and turn/push button</li> <li>• Reliable cooling and deep-freezing – even at extreme ambient temperatures up to 43 °C</li> <li>• Elegant aluminum door handles extend over the complete fridge height</li> <li>• Internal ventilation system – no further ventilation grills required</li> <li>• Pleasantly quiet operation in night mode, fast cool-down with boost function</li> </ul>	
	<b>Test marks</b>	TÜV/GS, e-certified (Automotive EMC Directive)	
	<p>RC 10.4 70</p> 	<p>RC 10.4 90</p> 	
	<b>Product</b>	<b>Ref. No.</b>	
	Dometic RC 10.4 70	9600050782	
	Dometic RC 10.4 90	9600050783	

# Dometic RCS 10.5T / 10.5XT

Compressor refrigerators, TFT display, double-hinged door, under counter models

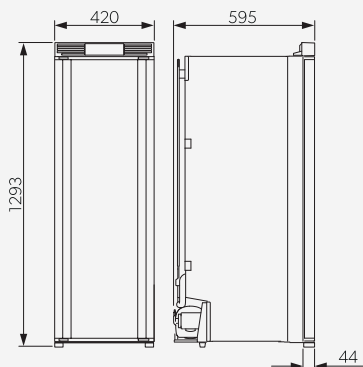
	RCS 10.5T	RCS 10.5XT EXTRA-DEEP CABINET	
<p>RCS 10.5T</p>  <p>RCS 10.5XT</p> 	<b>Gross capacity</b> <b>Net capacity main compartment</b> <b>Net capacity freezer compartment</b>	83 l 69.1 l 9.2 l	
	<b>Connections</b>	12 V DC	12 V DC
	<b>Climate class</b>	ST	ST
	<b>Current consumption at 12 V</b>	1.46 Ah/h at +25 °C ambient temperature, at +5 °C interior temperature	1.48 Ah/h at +25 °C ambient temperature, at +5 °C interior temperature
	<b>Refrigerant</b>	R600a, Refrigerant quantity: 24 g, CO <sub>2</sub> equivalent: 0.000072t, Global warming potential (GWP): 3	R600a, Refrigerant quantity: 23 g, CO <sub>2</sub> equivalent: 0.000072t, Global warming potential (GWP): 3
	<b>Insulation</b>	PU foam all around	
	<b>System</b>	Fully hermetic compressor with integrated control electronics, low-voltage protection / electronic fuse, automatic reverse pole protection	
	<b>Material</b>	Cabinet: coated sheet steel + plastic / door, panel: plastic	
	<b>Colour</b>	Cabinet and door frame: black / door panel: black glossy finish (door decor changeable)	
	<b>Dimensions (W x H x D)</b>	528 x 821 x 548 mm	523 x 821 x 610 mm
<b>Weight</b>	24.5 kg	25 kg	
<b>Quality Features</b>	<ul style="list-style-type: none"> <li>• Double-hinged door – opens left and right without the need to change the hinge</li> <li>• Patented removable freezer compartment (opens to the bottom)</li> <li>• Smart use of space: under counter model with wheel arch cut-out</li> <li>• Elegant aluminum door handles extend over the complete fridge height</li> <li>• Easy to use with intuitive TFT color display and turn/push button</li> <li>• Flexible interior storage with two small crispers</li> <li>• Reliable compressor cooling and deep-freezing – ST Class (up to 38 °C ambient temperature)</li> </ul>		
<b>Test marks</b>	TÜV/GS, e-certified (Automotive EMC Directive)		
			
<b>Product</b>	<b>Ref. No.</b>		
Dometic RCS 10.5T	9600028196		
Dometic RCS 10.5XT	9600028199		

# Dometic RCL 10.4ET

Compressor refrigerator, 151 l, TFT display, double-hinged door



<b>Gross capacity</b>	151 l
<b>Net capacity main compartment</b>	128 l
<b>Net capacity freezer compartment</b>	18 l
<b>Connections</b>	12 V DC
<b>Climate class</b>	ST
<b>Current consumption at 12 V</b>	1.87 Ah/h at +25 °C ambient temperature, at +5 °C interior temperature
<b>Refrigerant</b>	R600a, Refrigerant quantity: 31 g, CO <sub>2</sub> equivalent: 1.2 kg, Global warming potential (GWP): 3
<b>Insulation</b>	PU foam all around
<b>System</b>	Fully hermetic compressor with integrated control electronics, low-voltage protection / electronic fuse, automatic reverse pole protection
<b>Material</b>	Cabinet: coated sheet steel + plastic / door, panel: plastic
<b>Colour</b>	Cabinet and door frame: black / door panel: black glossy finish (door decor changeable)
<b>Dimensions (W x H x D)</b>	420 x 1293 x 595 mm
<b>Weight</b>	31 kg
<b>Quality Features</b>	<ul style="list-style-type: none"> <li>• Double-hinged door – opens left and right without the need to change the hinge</li> <li>• Patented removable freezer compartment with double-hinged door</li> <li>• VG Fresh crisper with adjustable humidity – keeps fruit and vegetables fresh for longer</li> <li>• Elegant aluminum door handles extend over the complete fridge height</li> <li>• Intuitive control with TFT color display and turn/push button</li> <li>• Flat door with customizable decor panel (variable thickness 1.2 mm – 3 mm)</li> <li>• Reliable compressor cooling and deep-freezing – ST Class (up to 38 °C ambient temperature)</li> </ul>
<b>Test marks</b>	TÜV/GS, e-certified (Automotive EMC Directive)



Product	Ref. No.
Dometic RCL 10.4ET	9600049608

# Dometic RCD 10.5ET / 10.5XET

Compressor refrigerator, TFT display, 2 double-hinged doors

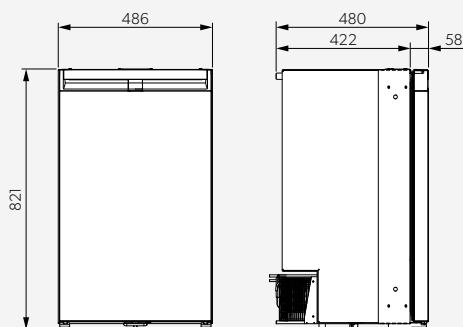
		RCD 10.5ET	RCD 10.5XET EXTRA-DEEP CABINET
<p>RCD 10.5ET</p> 	<b>Gross capacity</b>	176 l	200 l
	<b>Net capacity main compartment</b>	140 l	159 l
	<b>Net capacity freezer compartment</b>	35.7 l	40.6 l
	<b>Connections</b>	12 V DC	12 V DC
	<b>Climate class</b>	ST	ST
	<b>Current consumption at 12 V</b>	2.42 Ah/h at +25 °C ambient temperature, at +5 °C interior temperature	2.61 Ah/h at +25 °C ambient temperature, at +5 °C interior temperature
	<b>Refrigerant</b>	R600, Refrigerant quantity: 34 g, CO <sub>2</sub> equivalent: 0.000102 t, Global warming potential (GWP): 3	
	<b>Insulation</b>	PU foam all around	
	<b>System</b>	Fully hermetic compressor with integrated control electronics, low-voltage protection / electronic fuse, automatic reverse pole protection	
	<b>Material</b>	Cabinet: coated sheet steel + plastic / door, panel: plastic	
<b>Colour</b>	Cabinet and door frame: black / door panel: black glossy finish (door decor changeable)		
<b>Dimensions (W x H x D)</b>	523 x 1282 x 550 mm	523 x 1282 x 605 mm	
<b>Weight</b>	38 kg	39.5 kg	
<b>Quality Features</b>	<ul style="list-style-type: none"> <li>• Patented double-hinged doors – open left and right without the need to change the hinge</li> <li>• Separate doors for the fridge and freezer</li> <li>• VG Fresh crisper with adjustable humidity – keeps fruit and vegetables fresh for longer</li> <li>• Elegant aluminum door handles extend over the complete fridge height</li> <li>• Internal ventilation system – no further ventilation grills required for installation</li> <li>• Easy to use controls with intuitive TFT color display and turn/push button</li> <li>• Reliable compressor cooling and deep-freezing – ST Class (up to 38 °C ambient temperature)</li> </ul>		
<b>Test marks</b>	TÜV/GS, e-certified (Automotive EMC Directive)		
			
<b>Product</b>	<b>Ref. No.</b>		
Dometic RCD 10.5ET	9600050528		
Dometic RCD 10.5XET	9600050530		

**Dometic NRX 90V**

Compressor refrigerator, 92 l



<b>Gross capacity</b>	92 l
<b>Net capacity main compartment</b>	70.6 l
<b>Net capacity freezer compartment</b>	8,4 l
<b>Connections</b>	12/24 V DC
<b>Climate class</b>	ST
<b>Current consumption at 12 V</b>	1.39 Ah/h at +25 °C ambient temperature, at +5 °C interior temperature
<b>Refrigerant</b>	R600a, Refrigerant quantity: 20 g, CO <sub>2</sub> equivalent: 0.000102 t, Global warming potential (GWP): 3
<b>Insulation</b>	PU foam all around
<b>System</b>	Fully hermetic compressor with integrated control electronics, low-voltage protection / electronic fuse, automatic reverse pole protection
<b>Material</b>	Cabinet: coated sheet steel + plastic / door, panel: plastic
<b>Colour</b>	Cabinet and door frame: black, Door panel: black glossy finish (door decor changeable)
<b>Weight</b>	21.5 kg
<b>Quality Features</b>	<ul style="list-style-type: none"> <li>• 3-in-1 solution: fridge, freezer or both at the same time</li> <li>• Energy-efficient compressor technology – 0.4 kWh/24h compared to 2.5 kWh/24 h with same size absorption refrigerators</li> <li>• Easy installation without cut-outs, ventilation grills and gas installations</li> <li>• Frameless door with dark silver front panel and full-width handle</li> <li>• Reversible door hinge – can be fitted left or right as required</li> <li>• Dual function locks can also act as vents for your fridge</li> <li>• Standard or flush-mount installation frame available as accessory</li> </ul>
<b>Test marks</b>	TÜV/GS, e-certified (Automotive EMC Directive)



Product	Ref. No.
Dometic NRX 90V	9620006673

# Dometic CoolMatic NRX 50C / 50S / 60C / 60S

Compressor refrigerators, 12 / 24 V DC

		NRX 50C	NRX 50S
 <p>NRX 50C/50S</p>	<b>Total volume</b>	44 l	
	Freezer storage volume	4.4 l	
	<b>Connections</b>	12 / 24 V DC	
	<b>Average power consumption</b>	12.92W (16 °C& 32 °C ambient temperature)	
	<b>Current consumption at 12 V</b>	0.2760 Ah/h at +25 °C ambient temperature, at +4 °C interior temperature	
	<b>Refrigerant</b>	R134a, Refrigerant quantity: 26 g, CO <sub>2</sub> equivalent: 0.037 t, Global warming potential (GWP): 1430	
	<b>Insulation</b>	PU foam all around	
	<b>System</b>	Fully hermetic compressor with integrated control electronics, low-voltage protection / electronic fuse, automatic reverse pole protection, mechanical, continuously variable thermostat	
	<b>Material</b>	Body: with metal frame Plastic interior/door frame: plastic, Fittings: white coated steel (cabinet shelves)	Body: with metal frame Interior: stainless steel 304 (cabinet shelves), plastic (freezer compartment, crispers, door shelves...), fittings: SUS304 for cabinet shelves Door: stainless steel (SUS316)
	<b>Colour</b>	Cabinet: silver metal outer case Door frame: black Door panel: Dark grey	Cabinet: silver metal outer case Door frame: black Door panel: Stainless steel
 <p>NRX 60S/60S</p>	<b>Quality features</b>	<ul style="list-style-type: none"> <li>• 3-in-1 cooling solution: fridge, freezer or both at the same time</li> <li>• Energy-efficient high-end compressor with 3 operating modes (Eco/Boost/Silent)</li> <li>• Frameless door with Dark grey front panel for 'C' version, stainless steel for 'S' version and full-width handle</li> <li>• Beveled rear side for maximal utilization of space on board</li> <li>• Reversible door hinge – can be fitted left or right as required</li> <li>• Dual function locks can also act as vents for your fridge</li> <li>• Standard or flush-mount installation frame available as accessory</li> <li>• Only flush-mounted frame offered incl. bottom frame, but customer can select installation type by their preference</li> </ul>	
	<b>Weight</b>	17.5 kg	
	<b>Test marks</b>	SGS/CS, e-certified (Automotive EMC Directive)	
			NRX 60C
<b>Total volume</b>		55 l	
Freezer storage volume		6.1 l	
<b>Average power consumption</b>		13.99W (16°C& 32°C ambient temperature)	
<b>Refrigerant</b>		R134a, Refrigerant quantity: 30 g, CO <sub>2</sub> equivalent: 0.043 t, Global warming potential (GWP): 1430	
<b>Current consumption at 12 V</b>		1.08 Ah/h at +25 °C ambient temperature, 1.66 Ah/h at +32 °C ambient temperature, both at +4 °C interior temperature	
<b>Weight</b>		17 kg	
<b>Further technical data as for NRX 50C/NRX 50S</b>			
<b>Product</b>		<b>Ref. No.</b>	
Dometic CoolMatic NRX 50C		9620001481	
Dometic CoolMatic NRX 50S		9600051673	
Dometic CoolMatic NRX 60C		9620001486	
Dometic CoolMatic NRX 60S		9600051674	
<b>/ Optional extras</b>			
Dometic DPS-R 135, Mains adapter for refrigerators, 135W		9620013449	
Universal flush-mount frame for NRX 50C		9620012874	
Universal flush-mount frame for NRX 50S		9620012877	
Universal flush-mount frame for NRX 60C		9620012875	
Universal flush-mount frame for NRX 60S		9620012881	



# Dometic CoolMatic NRX 80C / 80S / 115C/115S/130C/130S

Compressor refrigerators, 12 / 24 V DC

		NRX 80C	NRX 80S
 <p>NRX 80C/80S</p>	<b>Total volume</b>	75 l	
	Freezer storage volume	6.6 l	
	<b>Connections</b>	12 / 24 V DC	
	<b>Average power consumption</b>	15.15W (16 °C°C& 32 °C°C ambient temperature)	
	<b>Current consumption at 12 V</b>	1.15Ah/h at +25 °C ambient temperature, 1.77Ah/h at +32 °C ambient temperature, both at +4 °C interior temperature	
	<b>Refrigerant</b>	R134a, Refrigerant quantity: 32 g, CO <sub>2</sub> equivalent: 0.046 t, Global warming potential (GWP): 1430	
	<b>Insulation</b>	PU foam all around	
	<b>System</b>	Fully hermetic compressor with integrated control electronics, low-voltage protection / electronic fuse, automatic reverse pole protection, mechanical, continuously variable thermostat	
	<b>Material</b>	Body: with metal frame Plastic interior/door frame: plastic, Fittings: white coated steel (cabinet shelves), plastic (freezer compartment, crispers, door shelves..)	Body: with metal frame Interior: stainless steel 304 (cabinet shelves), plastic (freezer compartment, crispers, door shelves..), fittings: stainless steel Door: stainless steel (SUS316)
	<b>Colour</b>	Cabinet: silver metal outer case Door frame: black Door panel: Dark grey	Cabinet: silver metal outer case Door frame: black Door panel: Stainless steel
<b>Quality features</b>	See NRX 50C/S		
<b>Weight</b>	20 kg		
<b>Test marks</b>	SGS/CS, e-certified (Automotive EMC Directive)		
		NRX 115C / NRX 115S	NRX 130C/NRX130S
 <p>NRX 115C / 115S</p>	<b>Total volume</b>	113 l	126 l
	Freezer storage volume	8.2 l	8.2 l
	<b>Average power consumption</b>	20.26 W (16 °C°C& 32 °C°C ambient temperature)	20.26 W (16 °C°C& 32 °C°C ambient temperature)
	<b>Refrigerant</b>	R134a, Refrigerant quantity: 40 g, CO <sub>2</sub> equivalent: 0.057 t, Global warming potential (GWP): 1430	
	<b>Current consumption at 12 V</b>	1.67 Ah/h at +25 °C ambient temperature, 2.43 Ah/h at +32 °C ambient temperature, both at +4 °C interior temperature	1.67 Ah/h at +25 °C ambient temperature, 2.43 Ah/h at +32 °C ambient temperature, both at +4 °C interior temperature
<b>Weight</b>	26 kg	27 kg	
 <p>NRX 130C / 130S</p>	<b>Further technical data as for NRX 80C / 80S</b>		
	<b>Product</b>	<b>Ref. No.</b>	
	Dometic CoolMatic NRX 80C	9620001483	
	Dometic CoolMatic NRX 80S	9600051675	
	Dometic CoolMatic NRX 115C	9620001485	
	Dometic CoolMatic NRX 115S	9600051676	
	Dometic CoolMatic NRX 130C	9620001482	
	Dometic CoolMatic NRX 130S	9600051677	
	<b>/ Optional extras</b>		
	Dometic DPS-R 135, Mains adapter for refrigerators, 135W	9620013449	
	Universal flush-mount frame for NRX 80C	9620012880	
	Universal flush-mount frame for NRX 80S	9620012882	
	Universal flush-mount frame for NRX 115C	9620012879	
	Universal flush-mount frame for NRX 115S	9620012878	
	Universal flush-mount frame for NRX 130C	9620012883	
Universal flush-mount frame for NRX 130S	9620012876		



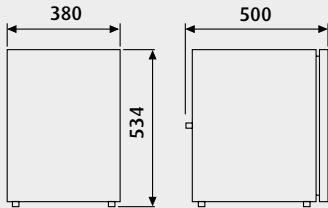


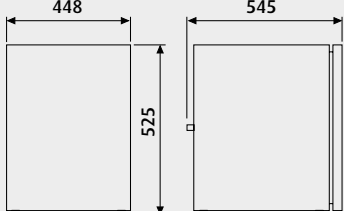
# Dometic CoolMatic 110 / 110S / 140 / 140S

Compressor refrigerators, 12 / 24 V DC

		CRX 110	CRX 110S
<p>CRX 110 / 110S</p>  	<b>Storage volume</b> freezer compartment	104 l 9 l	
	<b>Connections</b>	12 / 24 V DC	
	<b>Average power consumption</b>	50 W	
	<b>Current consumption at 12 V</b>	1.8 Ah/h at +25 °C ambient temperature, 2.4 Ah/h at +32 °C ambient temperature, both at +5 °C interior temperature	
	<b>Refrigerant</b>	R134a, Refrigerant quantity: 47 g, CO <sub>2</sub> equivalent: 0.067 t, Global warming potential (GWP): 1430	
	<b>Insulation</b>	PU foam all around	
	<b>System</b>	Fully hermetic compressor with integrated control electronics, low-voltage protection / electronic fuse, automatic reverse pole protection, mechanical, continuously variable thermostat	
	<b>Material</b>	Body: with coated metal frame Plastic interior/door frame: plastic Fittings: stainless steel	Body: with coated metal frame Interior: plastic, fittings: stainless steel Door: stainless steel (AISI316)
	<b>Colour</b>	Cabinet: black Door frame: silver Door panel: matt-silver (brushed stainless steel appearance)	Cabinet: black Door frame: silver Door panel: stainless steel (V4A)
	<b>Quality features</b>	Matt-silver decorative panel, brackets secure bottles	High-quality stainless steel front, brackets secure bottles
<b>Weight</b>	22.5 kg	23.5 kg	
<b>Test marks</b>	TÜV/GS, e-certified (Automotive EMC Directive)		
		CRX 140	CRX 140S
<p>CRX 140 / 140S</p>  	<b>Storage volume</b> freezer compartment	130 l 11 l	
	<b>Average power consumption</b>	65 W	
	<b>Current consumption at 12 V</b>	1.9 Ah/h at +25 °C ambient temperature, 2.5 Ah/h at +32 °C ambient temperature, both at +5 °C interior temperature	
	<b>Refrigerant</b>	R134a, Refrigerant quantity: 50 g, CO <sub>2</sub> equivalent: 0.072 t, Global warming potential (GWP): 1430	
	<b>Weight</b>	30 kg	31 kg
	<b>Further technical data as for CRX 110 / 110S</b>		
	<b>Product</b>	<b>Ref. No.</b>	
	Dometic CoolMatic CRX 110	9105306572	
	Dometic CoolMatic CRX 110S	9105306573	
	Dometic CoolMatic CRX 140	9600029646	
Dometic CoolMatic CRX 140S	9600029647		
<b>/ Optional extras</b>			
Standard installation frame CRX 110	9105306408		
Standard installation frame CRX 110S	9105305679		
Flush-mount installation frame CRX 110	9105306413		
Flush-mount installation frame CRX 110S	9105305674		
Standard installation frame CRX 140	9105306409		
Standard installation frame CRX 140S	9105305680		
Flush-mount installation frame CRX 140	9105306414		
Flush-mount installation frame CRX 140S	9105305675		

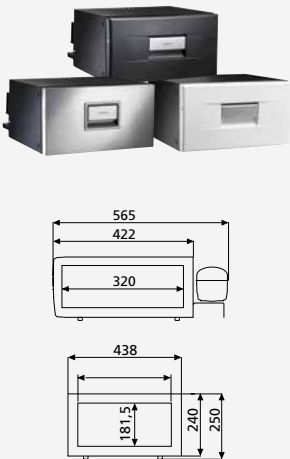
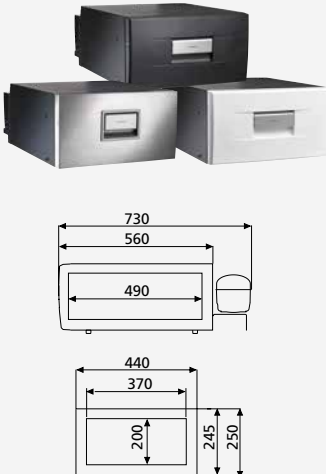
# Dometic CoolMatic CRD 50/50S / CRX 65D / 65DS

Pull-out compressor refrigerator

	CRD 50	CRX 65D	CRD 50S	CRX 65DS	
	Models with stainless steel effect front		Models with stainless steel front		
CRD 50 	<b>Storage volume</b> freezer compartment	38.5 l 6 l	57 l 7 l	38.5 l 6 l	
	<b>Connections</b>	12 / 24 V DC			
	<b>Temperature range</b>	+10 to -12 °C			
	<b>Average power consumption</b>	40 W	45 W	40 W	45 W
	<b>Insulation</b>	PU foam all around			
	<b>System</b>	Fully hermetic compressor with integrated control electronics, low-voltage protection / electronic fuse, automatic reverse pole protection, mechanical, continuously variable thermostat			
	<b>Refrigerant</b>	R134a, Refrigerant quantity: 38 g, CO <sub>2</sub> equivalent: 0.054 t, Global warming potential (GWP): 1430			
CRD 50S 	<b>Material</b>	Body: with coated metal frame Plastic interior/door frame: plastic, Fittings: stainless steel		Body: with coated metal frame Interior: plastic, fittings: stainless steel Door: stainless steel (AISI316)	
	<b>Colour</b>	Cabinet: black Door frame: silver Door panel: matt-silver (brushed stainless steel appearance)		Cabinet: black Door frame: silver Door panel: stainless steel (V4A)	
CRD 50/S 	<b>Quality features</b>	Matt-silver decorative panel, brackets secure bottles		High-quality stainless steel front, brackets secure bottles	
	<b>Weight</b>	17 kg	20 kg	18 kg	21 kg
	<b>Test marks</b>	TÜV/GS, e-certified (Automotive EMC Directive)			
	<b>Product</b>	<b>Ref. No.</b>			
	Dometic CoolMatic CRD 50	9105306581			
	Dometic CoolMatic CRD 50S	9105306582			
	Dometic CoolMatic CRX 65D	9105306540			
	Dometic CoolMatic CRX 65DS	9105306548			
	<b>/ Optional extras</b>				
	Standard installation frame CRD 50	9105306405			
	Standard installation frame CRD 50S	9105305676			
	Flush-mount installation frame CRD 50	9105306410			
	Flush-mount installation frame CRD 50S	9105305671			
	Standard installation frame CRX 65D	9105306406			
	Standard installation frame CRX 65DS	9105305677			
	Flush-mount installation frame CRX 65D	9105306411			
	Flush-mount installation frame CRX 65DS	9105305672			
CRX 65D 					
CRX 65DS 					
CRX 65D /S 					


## Dometic CoolMatic CD 20 / CD 20W / CD 20S / CD 30 / CD 30W / CD 30S

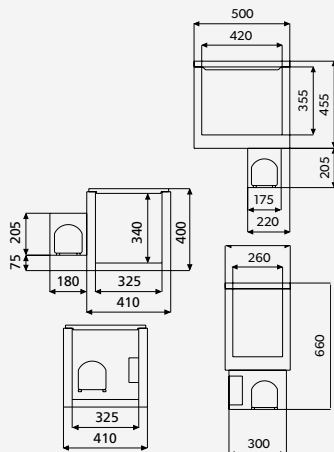
Compressor drawer fridge, 12 / 24 V DC


		CD 20 / CD 20W / CD 20S
<p>CD 20</p>  <p>565 422 320</p> <p>438 181.5 240 250</p>	<b>Storage volume</b>	20 l
	<b>Connections</b>	12 / 24 V DC
	<b>Average power consumption</b>	40 W
	<b>Current consumption at 12 V</b>	0.67 Ah/h at +20 °C ambient temperature, 1.33 Ah/h at +32 °C ambient temperature, both at +5 °C interior temperature
	<b>Refrigerant</b>	R134a, Refrigerant quantity: 38 g, CO <sub>2</sub> equivalent: 0.054 t, Global warming potential (GWP): 1430
	<b>Insulation</b>	PU foam all around
	<b>System</b>	Fully hermetic compressor with integrated control electronics, electronic thermostat, low voltage protection / electronic fuse, automatic reverse pole protection
	<b>Material</b>	Sturdy metal housing, drawer of injection-moulded parts
	<b>Colour</b>	CD 20: black CD 20W: black, front white CD 20S: black, stainless steel
	<b>Quality features</b>	Convenient access with easy-pull drawers running on ball bearing slides, temperature regulation with continuously variable thermostat, unlocking and opening with a single movement, safe locking mechanism. A smart solution in confined spaces: the cooling unit can be fitted to the side of the cooler (left/right), or up to 1.5 metres away.
	<b>Weight</b>	16.1 kg
	<b>Test marks</b>	e-certified (Automotive EMC Directive)
		CD 30 / CD 30W / CD 30S
<p>CD 30</p>  <p>730 560 490</p> <p>440 370 200 245 250</p>	<b>Storage volume</b>	30 l
	<b>Refrigerant</b>	R134a, Refrigerant quantity: 42 g, CO <sub>2</sub> equivalent: 0.060 t, Global warming potential (GWP): 1430
	<b>Colour</b>	CD 30: black CD 30W: black, front white CD 30S: black, stainless steel
	<b>Weight</b>	18 kg
	<b>Further technical data as for CD 20 / CD 20W / CD 20S</b>	
	<b>Product</b>	<b>Ref. No.</b>
	Dometic CoolMatic CD 20	9620000721
	Dometic CoolMatic CD 20W	9620000724
	Dometic CoolMatic CD 20S	9620000723
	Dometic CoolMatic CD 30	9620000726
Dometic CoolMatic CD 30W	9620000727	
Dometic CoolMatic CD 30S	9620000725	
<b>/ Optional extras</b>		
Mains adapter EPS 100, 230 V > 24 V	9600000440	
Stainless steel installation frame	9105303901	

# Dometic CoolMatic CB 36 / CB 40

Built-in compressor cooler, 12 / 24 V DC

	CB 36	CB 40	
	<b>Storage volume</b>	36 l	40 l
	<b>Connections</b>	12 / 24 V DC	
	<b>Temperature range</b>	+10 to -12 °C	
	<b>Average power consumption</b>	45 W	
	<b>Current consumption at 12 V</b>	0.56 Ah/h at +20 °C ambient temperature, 0.94 Ah/h at +32 °C ambient temperature, both at +5 °C interior temperature	0.64 Ah/h at +20 °C ambient temperature, 1.01 Ah/h at +32 °C ambient temperature, both at +5 °C interior temperature
	<b>Refrigerant</b>	R134a, Refrigerant quantity: 60 g, CO <sub>2</sub> equivalent: 0.086 t, Global warming potential (GWP): 1430	
	<b>Insulation</b>	PU foam all around	
	<b>System</b>	Fully hermetic compressor with integrated control electronics, electronic thermostat, low voltage protection / electronic fuse, automatic reverse pole protection	
	<b>Material</b>	Outside: zinc coated sheet steel, inside: white coated steel, base: shock-resistant plastic	
	<b>Colour</b>	Body: grey, decor panel: pale grey	
<b>Weight</b>	17 kg	19 kg	
<b>Test marks</b>	TÜV/GS, e-certified (Automotive EMC Directive)		
<b>Product</b>	<b>Ref. No.</b>		
Dometic CoolMatic CB 36	9105204661		
Dometic CoolMatic CB 40	9600051193		





# THE DOMETIC KITCHEN COLLECTION

Treasure trove for creative vehicle designers

Designing a functional kitchen in the confined spaces of a recreational or utility vehicle takes creative ideas and the "hardware" to match. From now on you can spare the effort of screening the market for suitable products. All you need to realise your kitchen concepts is here, in the Dometic range – from hobs, ovens and sinks to cooker

hoods, coffee makers and microwave ovens. And in various different sizes, shapes and design options. Dometic appliances add value to mobile kitchens and pleasure to cooking on wheels. Take your pick from a collection that makes mobile living easy.



## OVENS, HOBS & SINKS

Do you want to equip a mobile kitchen? Dometic gives you a wide choice of options: ovens, hobs, sinks and space-saving combinations. Some models come with a heat-resistant glass lid that extends the worktop space when closed.

Page 128 - 134



## KITCHEN ACCESSORIES

Taps and siphons for Dometic sinks, and a practical device for indicating the fill level of gas bottles – you'll find it all in our accessory collection.

Page 135



## COOKER HOODS

Fresh air in the vehicle: Dometic cooker hoods quickly remove cooking fumes. They do their job just as well as a domestic cooker hood – with integrated lights, easy controls and a washable grease filter.

Page 136 - 137



## COFFEE MAKERS

Freshly brewed coffee at all times: Mobile coffee makers for one or five cups – handy and safe to use, and absolutely roadworthy.

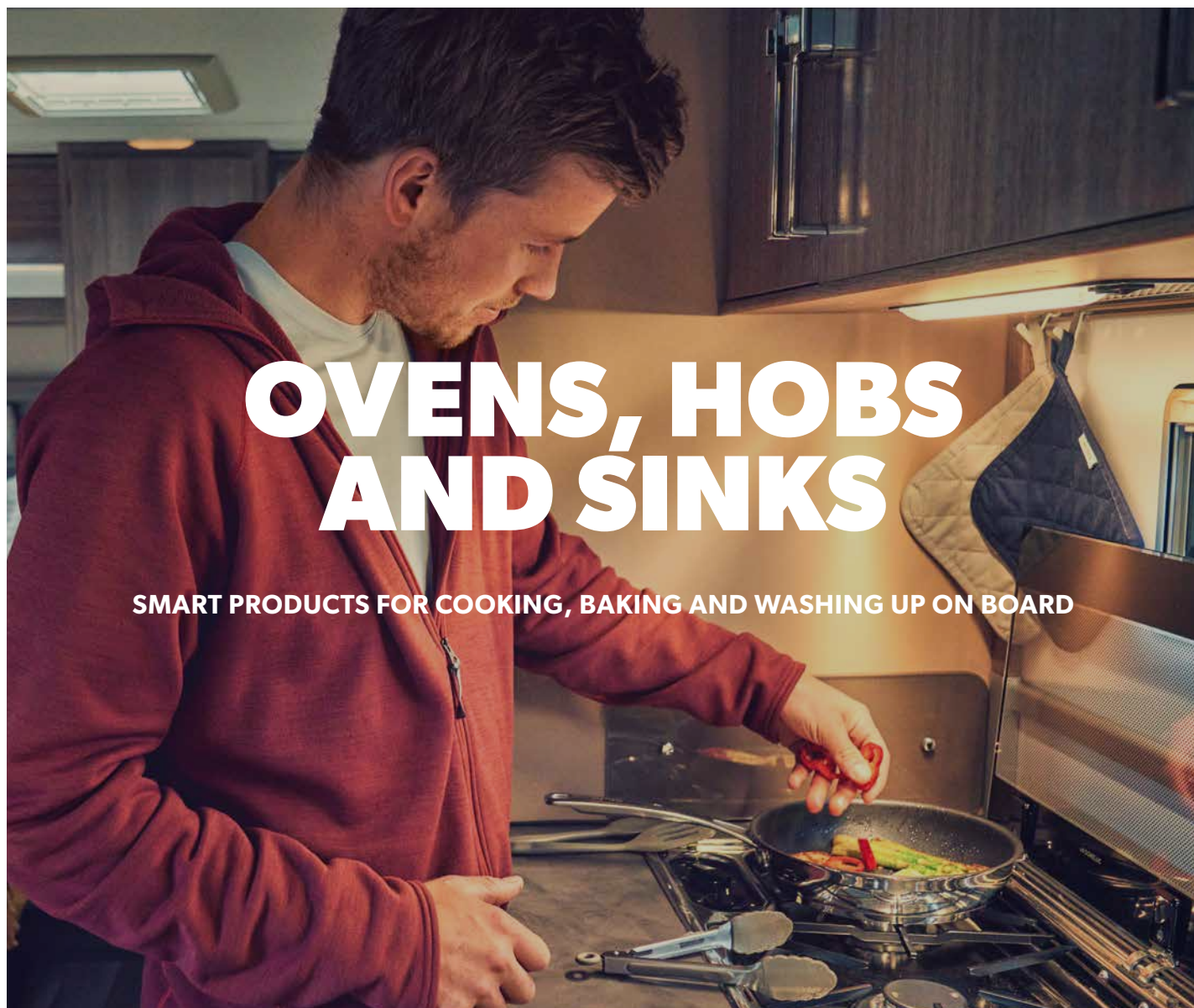
Page 138 - 139



## MICROWAVE OVENS

Fast and convenient cooking on the go: 17-litre microwave ovens with 3 or 5 cooking levels plus defrosting function. Rugged design, easy cleaning, interior light.

Page 140 - 141



## Dometic OV 1800

4.30

Oven





<b>Voltage</b>	12 volts DC (electric ignition)
<b>Output</b>	1.1 kW
<b>Gas consumption</b>	80 g/h
<b>Gas supply pressure</b>	30 mbar
<b>Oven capacity</b>	18 litres
<b>Quality Features</b>	Heat-resistant and panoramic glass door, thermostat, electronic 12-volt ignition, interior light, bottom-hinged door, enamelled baking tray, stainless steel rack
<b>Weight</b>	13.7 kg
<b>Dimensions (W x H x D)</b>	410 x 311 x 490 mm
<b>Built-in dimensions (W x H x D)</b>	398 x 360 x 490 mm
<b>Product</b>	<b>Ref. No</b>
Dometic OV 1800	9103303708



**Dometic OVN 0250 / OVG 0250**

4.30



Built-in gas oven, 25 l capacity

	<b>OVN 0250</b>	<b>OVG 0250 with grill</b>	
 <p>OVN 0250</p>  <p>OVG 0250 with grill</p>	<b>Voltage</b>	12 volts DC (electric ignition)	12 volts DC (electric ignition)
	<b>Output</b>	1.2 kW	2.5 kW
	<b>Gas consumption</b> oven grill	87 g/h -	87 g/h 95 g/h
	<b>Gas supply pressure</b>	30 mbar	30 mbar
	<b>Oven capacity</b>	25 litres	25 litres
	<b>Quality Features</b>	<ul style="list-style-type: none"> <li>• Easy cleaning due to hidden burner elements and smooth surfaces</li> <li>• 25 l capacity in the size of a conventional 20 l oven</li> <li>• Elegant appearance matches the new Dometic 10-series refrigerators</li> <li>• Easy maintenance and service – oven door can be completely removed</li> <li>• No installation restrictions with internal or external ventilation possible</li> <li>• Convenient operation with intuitive control</li> </ul>	<ul style="list-style-type: none"> <li>• Easy cleaning due to hidden burner elements and smooth surfaces</li> <li>• 25 l capacity in the size of a conventional 20 l oven</li> <li>• Grill works with closed door – safer, faster, cleaner and gas-saving</li> <li>• Elegant appearance matches the new Dometic 10-series refrigerators</li> <li>• Easy maintenance and service – oven door can be completely removed</li> <li>• No installation restrictions with internal or external ventilation possible</li> <li>• Convenient operation – one control for oven and grill</li> </ul>
	<b>Weight</b>	18.6 kg	19.5 kg
<b>Dimensions (W x H x D)</b> <b>Built-in dimensions (W x H x D)</b>	547 x 364 x 491 mm 530 x 342 x 497 mm	547 x 364 x 491 mm 530 x 342 x 497 mm	
<b>Product</b>	<b>Ref. No</b>		
Dometic OVN 0250	9103303725		
Dometic OVG 0250 with grill	9103303728		

**Dometic CVI1350/ CVI1525**

4.30


Induction hobs

	<b>CVI1350</b>	<b>CVI1525</b>	
 	<b>Voltage/Frequency</b>	220 – 240 Vw, 50 Hz	220 – 240 Vw, 50 Hz
	<b>Total power</b>	2300 W	2300 W
	<b>Weight</b>	5 kg	7 kg
	<b>Dimensions (W x H x D)</b>	350 x 350 x 55mm	525 x 350 x 55mm
	<b>Cooking zone diameter</b>	180 mm	180 mm
	<b>Product</b>	<b>Ref. No</b>	
1-Induction zone	9600050570		
2-Induction zones	9600050571		

## Dometic CVC1525G

4.30



1-burner combination

	<b>Output</b>	1 x 1.1 kW
	<b>Gas consumption</b>	80 g/h
	<b>Gas supply pressure</b>	30 mbar
	<b>Weight</b>	4.5 kg
	<b>Dimensions (W x H x D)</b>	525 x 170 x 350 mm
	<b>Product</b>	<b>Ref. No</b>
CVC1525G 1-burner combination	9600051237	

## Dometic CVC1700 / CVC1700G

4.30


2-burners combination

	WITHOUT LID	WITH LID
 	<b>Output</b>	1 x 1.1 kW; 1 x 2.0 kW
	<b>Gas consumption</b>	146 g/h
	<b>Gas supply pressure</b>	30 mbar
	<b>Weight</b>	4.4 kg
	<b>Dimensions (W x H x D)</b>	700 x 170 x 350 mm
<b>Product</b>	<b>Ref. No</b>	
CVC1700 2-burners combination LH - without Lid	9600051216	
CVC1700 2-burners combination RH - without Lid	9600051206	
CVC1700G 2-burners combination LH - with Lid	9600051209	
CVC1700G 2-burners combination RH - with Lid	9600051167	

## Dometic PI8022

3.33



2-burner hob with glass lid

	<b>Output</b>	1 x 1.1 kW; 1 x 1.8 kW
	<b>Gas consumption</b>	204 g/h
	<b>Gas supply pressure</b>	30 mbar
	<b>Dimensions (W x H x D)</b>	480 x 90.5 x 370 mm
	<b>Built-in dimensions (W x D)</b>	466 x 358 mm
	<b>Weight (kg)</b>	3.6 kg
	<b>Quality Feature</b>	Heat-resistant safety glass lid, chrome-plated pan support, stainless steel burner caps, safety ignition system, operating elements on the inside
<b>Product</b>		<b>Ref. No</b>
Dometic PI8022		9600027606

## Dometic HBG 2335 / HBG 3445

4.30


2-burner or 3-burner hob with glass lid

	HBG 2335	HBG 3445
 <p>HBG 2335</p>	<b>Output</b>	1 x 1.1 kW; 1 x 1.6 kW
	<b>Gas consumption</b>	189 g/h
	<b>Gas supply pressure</b>	30 mbar
	<b>Weight</b>	4 kg
	<b>Dimensions (W x H x D)</b>	460 x 80 x 335 mm
	<b>Built-in dimensions (W x D)</b>	440 x 315 mm
	<b>Quality Features</b>	Heat-resistant safety glass lid, enamelled pan support, enamelled burner caps, safety ignition system
<b>Product</b>		<b>Ref. No</b>
Dometic HBG 2335, 2-burner hob		9600037309
 <p>HBG 3445</p>	Dometic HBG 3445, 3-burner hob	
	9600037313	

## Dometic HBG 3440

4.30


3-burner hob with glass lid

	<b>Voltage</b>	12 volts DC (electric ignition)
	<b>Output</b>	1 x 1.1 kW; 2 x 1.6 kW
	<b>Gas consumption</b>	335 g/h
	<b>Gas supply pressure</b>	30 mbar
	<b>Weight</b>	5.0 kg
	<b>Dimensions (W x H x D)</b>	560 x 78 x 440 mm
	<b>Built-in dimensions (W x D)</b>	546 x 428 mm
<b>Quality Features</b>	Lid made of heat-resistant safety glass, enamelled pan support, enamelled burner caps	
<b>Product</b>		<b>Ref. No</b>
Dometic HBG 3440		9600027608

**Dometic HSG 2445**

4.30


2-burner hob/sink combination with glass lid

	<b>Output</b>	1 x 1.0 kW; 1 x 1.6 kW
	<b>Gas consumption</b>	190 g/h
	<b>Gas supply pressure</b>	30 mbar
	<b>Weight</b>	6 kg
	<b>Dimensions (W x H x D)</b> <b>Built-in dimensions (W x D)</b>	600 x 146 x 445 mm 590 x 435 mm
	<b>Quality Features</b>	Heat-resistant safety glass lid, enamelled pan support, enamelled burner caps, tap fitting inside, safety ignition system, siphon, rubber seal, with hole for tap (Ø 27 mm)
<b>Product</b>		<b>Ref. No</b>
Dometic HSG 2445		9600051410

**Dometic MO9722R / MO9722L**

4.30


2-burner hob / sink combination with glass lids

	<b>Voltage</b>	12 volts DC (electric ignition)
	<b>Output</b>	1 x 1.1 kW; 1 x 1.8 kW
	<b>Gas consumption</b>	204 g/h
	<b>Gas supply pressure</b>	30 mbar
	<b>Weight</b>	6 kg
	<b>Dimensions (W x H x D)</b> <b>Built-in dimensions (W x D)</b>	760 x 325 x 179 mm 742 x 283 mm
<b>Quality Features</b>	2 heat-resistant safety glass lids, enamelled pan support, enamelled burner caps, safety ignition system, siphon AC 540, rubber seal, with hole for tap (Ø 39 mm)	
<b>Product</b>		<b>Ref. No</b>
MO9722R (sink right)		9600037321
MO9722L (sink left)		9600037322

**Dometic HSG 2370R / HSG 2370L**

4.30


2-burner hob/sink combination with glass lids

	<b>Output</b>	1 x 1.1 kW; 1 x 1.6 kW
	<b>Gas consumption</b>	204 g/h
	<b>Gas supply pressure</b>	30 mbar
	<b>Weight</b>	7 kg
	<b>Dimensions (W x H x D)</b> <b>Built-in dimensions (W x D)</b>	900 x 152 x 370 mm 793 x 307 mm
	<b>Quality Features</b>	2 heat-resistant safety glass lids, enamelled pan support, enamelled burner caps, Piezo ignition, safety ignition system, AC 540 siphon, rubber seal, with hole for tap (Ø 39 mm)
<b>Product</b>		<b>Ref. No</b>
HSG 2370R (sink on right)		9600037324
HSG 2370L (sink on left)		9600037325

**Dometic SNG 4237**

4.30


Square sink with glass lid

	<b>Quality Features</b>	Heat-resistant safety glass lid, AC 540 siphon, rubber seal, with hole for tap (Ø 39 mm)
	<b>Weight</b>	2.9 kg
	<b>Dimensions (W x H x D)</b>	420 x 145 x 370 mm
	<b>Built-in dimensions (W x D)</b>	405 x 355 mm
	<b>Product</b>	
Dometic SNG 4237		9600027599
<b>/ Optional extra</b>		
AC 539 tap		9102300076

**Dometic SNG 4244**

4.30


Square sink with glass lid

	<b>Quality Features</b>	Heat-resistant safety glass lid, AC 540 siphon, rubber seal, with hole for tap (Ø 39 mm)
	<b>Weight</b>	3.35 kg
	<b>Dimensions (W x H x D)</b>	420 x 145 x 440 mm
	<b>Built-in dimensions (W x D)</b>	405 x 425 mm
	<b>Product</b>	
Dometic SNG 4244		9600027602
<b>/ Optional extra</b>		
AC 539 tap		9102300076

**Dometic SNG 4133**

4.30


Square sink with glass lid

	<b>Quality Features</b>	Heat-resistant safety glass lid, siphon, rubber seal
	<b>Weight</b>	4 kg
	<b>Dimensions (W x H x D)</b>	410 x 124 x 335 mm
	<b>Built-in dimensions (W x D)</b>	400 x 325 mm
	<b>Product</b>	
Dometic SNG 4133		9600028267
<b>/ Optional extra</b>		
AC 539 tap		9102300076

**Dometic SNG 420**

4.30

Round sink with glass lid

	<b>Quality Features</b>	Heat-resistant safety glass lid, AC 540 siphon, rubber seal, with hole for tap (Ø 39 mm)
	<b>Weight</b>	3.5 kg
	<b>Dimensions (Ø x H)</b>	420 x 149 mm
	<b>Built-in dimensions (Ø)</b>	400 mm
	<b>Product</b>	
Dometic SNG 420		9600027592
<b>/ Optional extra</b>		
AC 539 tap		9102300076

**Dometic VA928**

4.30



Round sink

	<b>Dimensions (Ø x H)</b>	400 x 130 mm
	<b>Installation dimension</b>	366 mm
	<b>Weight</b>	1 kg
	<b>Product</b>	<b>Ref. No</b>
	Dometic VA928	9600028261

**Dometic VA910 / VA930**

4.30

Square sinks

	VA910	VA930	
 VA910	<b>Dimensions (W x H x D)</b>	370 x 125 x 370 mm	280 x 145 x 380 mm
	<b>Built-in dimensions (W x D)</b>	336 x 336 mm	272 x 372 mm
	<b>Weight</b>	1.13 kg	1 kg
 VA930	<b>Product</b>	<b>Ref. No</b>	
	Dometic VA910	9600027597	
	Dometic VA930	9102300052	


# ACCESSORIES FOR MOBILE KITCHENS

## Taps and siphons to match Dometic sinks

### Dometic GasChecker GC100

4.30



Indicator for identifying the fill level of all standard propane and butane gas bottles

	<ul style="list-style-type: none"> <li>• Reliable level measurements using ultrasound</li> <li>• Easy to use</li> <li>• Suitable for all steel and aluminium gas bottles with a diameter of 200 – 350 mm (with the exception of self refilling bottles)</li> <li>• Optimal accessory also for gas BBQ's owners</li> </ul>	
	Product	Ref. No
	Dometic GasChecker GC100	9103500697

### Dometic TAP

4.30


Water taps

	<b>DOMETIC TAP AC 539</b> Chrome colored water tap with single lever	<b>DOMETIC TAP AC 537</b> Chrome water tap
	<b>Max. water pressure</b>	1.5 bar
	<b>Max. water temperature</b>	65°C
	<b>Material/ colour</b>	Plastic/ chrome
		1.5 bar
		65°C
		Brass/ chrome
Product	Ref. No	
Dometic tap AC 539	9102300076	
Dometic tap AC 537	9102300077	

### Dometic AC 530 / 540

4.30

Siphons


	Dometic siphons	
	Product	Ref. No
	AC 530 Siphon, angled waste fitting, Ø 25 mm	9600050026
	AC 540 Siphon, angled waste fitting, Ø 20 mm	9600050027



## Domestic CK 2000

3.36


Air recirculation cooker hood with two-speed fan

	<b>Voltage</b>	12 volts DC
	<b>Capacity</b>	max. 38/45 m <sup>3</sup> /h
	<b>Power consumption</b>	Fan: 5 watts Light: 4 watts (2 x 2 watts), energy efficiency class A+
	<b>Weight</b>	2.2 kg
	<b>Dimensions (W x H x D)</b>	400 x 56 x 280 mm
<b>Quality Features</b>	<ul style="list-style-type: none"> <li>• Activated carbon air filters and halogen lamps are easy to replace with snap-on release mechanism</li> <li>• High efficiency means low power consumption of just 5 W</li> <li>• Washable metal grease filter</li> <li>• Two integrated halogen lights with two lighting levels</li> <li>• Two-speed fan setting</li> </ul>	
<b>Product</b>		<b>Ref. No</b>
Domestic CK 2000*, black		9103303094
Domestic CK 2000*, silver		9106505224
<b>/ Accessory</b>		
Activated carbon filter for CK 2000 (Pack of two)		9107300007

## Domestic CK 500

3.36

Built-in exhaust cooker hood with 3-speed fan

	<b>Voltage</b>	12 volts DC
	<b>Capacity</b>	max. 100 m <sup>3</sup> /h
	<b>Power input</b>	35 watts
	<b>Weight</b>	3 kg
	<b>Dimensions (W x H x D)</b>	530 x 60 x 204 mm (+16 mm for the exhaust hose adapter)
	<b>Roof cutout (Ø)</b>	110 mm
	<b>Roof dome dimensions (H x Ø)</b>	72 x 190 mm
	<b>Roof thickness</b>	from 25 mm
	<b>Length exhaust hose</b>	1.20 m incl. mounting kit for exhaust hose Ø 60 mm
	<b>Quality Features</b>	LED lighting (3 watts, warm white, energy efficiency class: A, energy consumption in 1000 hours.: 3 kWh)
<b>Product</b>		<b>Ref. No</b>
Domestic CK 500*		9106506287


\*The cooker hoods shown are designed for use in leisure accommodation vehicles and not for use in homes.



**Dometic CK 400**

3.36


Exhaust cooker hood with 2-speed fan

	<b>Voltage</b>	12 volts DC
	<b>Capacity</b>	70/125 m <sup>3</sup> /h
	<b>Power input</b>	30 watts
	<b>Weight</b>	3 kg
	<b>Dimensions (W x H x D)</b>	400 x 45 x 275 mm
	<b>Roof opening (Ø)</b>	105 mm
	<b>Roof dome dimensions (H x Ø)</b>	64 x 200 mm
	<b>Test marks</b>	e5-approved
	<b>Quality Features</b>	Metal grease filter, 2 lighting levels with LED bulbs (2 x 2 watts / 12 V, GU4, energy efficiency class A+, energy consumption in 1000 hours: 4 kWh)
	<b>Product</b>	<b>Ref. No</b>
Dometic CK 400*	9103303093	

**Dometic CK 150**

3.36


Built-in exhaust cooker hood with 1-speed fan

	<b>Voltage</b>	12 volts DC
	<b>Capacity</b>	115 m <sup>3</sup> /h
	<b>Power input</b>	30 watts
	<b>Weight</b>	1.9 kg
	<b>Dimensions (W x H x D)</b>	400 x 45 x 165 mm
	<b>Cupboard recess (W x D)</b>	381 x 142 mm
	<b>Roof opening (Ø)</b>	105 mm
	<b>Roof dome dimensions (H x Ø)</b>	64 x 200 mm
	<b>Test marks</b>	e5-approved
	<b>Quality Features</b>	1-speed fan, washable metal grease filter, 2-level lighting with halogen bulbs (1 x 20 watts/12 volts, GU5.3, energy efficiency class C, energy consumption in 1000 hours: 20 kWh) robust plastic roof dome
<b>Product</b>	<b>Ref. No</b>	
Dometic CK 150*	9103303095	

**Dometic GY 11**

3.36

Roof ventilator with motor

	<b>Voltage</b>	12 volts DC
	<b>Capacity</b>	70/125 m <sup>3</sup> /h
	<b>Power input</b>	30 watts
	<b>Weight</b>	0.6 kg
	<b>Roof dome dimensions (H x Ø)</b>	64 x 200 mm
	<b>Material</b>	Robust plastic roof dome
	<b>Quality Features</b>	2-speed fan, powerful ventilation even when the engine is turned off (3 to 12 m <sup>3</sup> /h at wind speed of 1 to 4 m/s)
	<b>Product</b>	<b>Ref. No</b>
	Dometic GY 11*	9107300318



# COFFEE MAKERS AND MICROWAVE OVENS

## Must haves for the RV kitchen

What would an RV kitchen be, without such handy helpers like a coffee machine or a microwave oven? The Dometic cooking range includes well-proven gadgets for every demand: coffee makers for one or five cups and two robust microwave ovens with features that can well compare to a modern household microwave oven.

All devices are specially designed for mobile use. They come with the right connection, and with accessories for safe and secure installation in the vehicle.

## Dometic PerfectCoffee MC 01

3.13

1-cup-coffee maker



<b>Capacity</b>	150 ml
<b>Voltage</b>	12 or 24 V DC
<b>Average power consumption</b>	12 V: 180 W 24 V: 250 W
<b>Quality Features</b>	Quick brewing time, automatic switch-off, boil-dry protection, permanent filter, status indicator, uses coffee powder, incl. coffee mug
<b>Weight</b>	0.8 kg
<b>Dimensions (W x H x D)</b>	135 x 190 x 110 mm (incl. fixing kit)
<b>Test marks</b>	Food-safe according to the German Foodstuff and Consumer Goods Act (LMBG)
Product	Ref. No
Dometic PerfectCoffee MC 01, 12 V	9600000338
Dometic PerfectCoffee MC 01, 24 V	9600000339
<b>/ Optional extras</b>	
Extra coffee mug, black	9103555734

## Dometic PerfectCoffee MC 052 / MC 054

3.13


Coffee maker for 5 cups



<b>Capacity</b>	5 cups (625 ml)
<b>Voltage</b>	12 or 24 V DC
<b>Average power consumption</b>	12 V: 170 W 24 V: 300 W
<b>Quality Features</b>	Swing filter can be turned for easier use, integrated transport securing device for glass pot, hotplate with thermostat, fixing kit for wall or desk mounting
<b>Weight</b>	1.1 kg
<b>Dimensions (W x H x D)</b>	240 x 270 x 155 mm (incl. fixing kit)
<b>Test marks</b>	Food-safe according to the German Foodstuff and Consumer Goods Act (LMBG)
Product	Ref. No
Dometic PerfectCoffee MC 052, 12 V	9600000340
Dometic PerfectCoffee MC 054, 24 V	9600000341

## Dometic MWO 24

24 V microwave oven

	<b>Voltage</b>	24 V DC
	<b>Capacity</b>	17 litres
	<b>Power consumption</b>	500 W (microwave) / 960 W (battery)
	<b>Colour</b>	black
	<b>Dimensions (W x H x D)</b>	445 x 279 x 335 mm
	<b>Weight (kg)</b>	9.8 kg
	<b>Quality features</b>	<ul style="list-style-type: none"> <li>• User-friendly microwave with intuitive design</li> <li>• 3 different cooking levels (175 / 270 / 500 W), defrost function</li> <li>• Memory button for often used settings</li> <li>• Easy to clean, integrated ceramic plate, no moving parts</li> <li>• Robust design for the road and with convenient features</li> <li>• Safety function: warning beeps for 180 sec. when door is opened and after cooking</li> <li>• LED illuminated cavity</li> <li>• Includes two fixing brackets</li> </ul>
<b>Test marks</b>	E-approved (Automotive EMC Directive)	
<b>Scope of delivery</b>	Microwave oven, universal fixing kit	
<b>Product</b>		<b>Ref. No</b>
Dometic MWO 24		9600000535



### Plug-n-play

with 24 V power supply connector



### User-friendly controls

with large, easy-to-read digits and display symbols

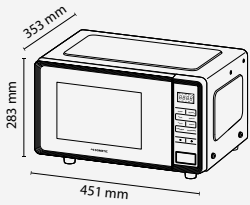


### Added convenience

LED interior light lets you see how your food is doing

## Dometic MWO 240

230 V microwave oven



<b>Voltage</b>	230 V, 50 Hz
<b>Capacity</b>	17 litres
<b>Microwave power</b>	700 W
<b>Colour</b>	black
<b>Dimensions (W x H x D)</b>	451 x 283 x 353 mm
<b>Weight</b>	11.5 kg
<b>Quality features</b>	<ul style="list-style-type: none"> <li>• User-friendly microwave with five cooking levels</li> <li>• Defrosting function</li> <li>• Integrated, easy-to-clean ceramic plate</li> <li>• Approved by leading RV manufacturers</li> <li>• Illuminated to easily check on the microwave's contents</li> <li>• Locking system to prevent unwanted opening</li> <li>• LED display and cooking end signal</li> </ul>
<b>Test marks</b>	Intertek GS, NCC approved
<b>Scope of delivery</b>	Microwave oven

Product	Ref. No
Dometic MWO 240, EU plug	9600008377
Dometic MWO 240, UK plug	9600028283



### User-friendly

large, easy-to-read digits and display symbols



### Integrated ceramic plate

easy to clean, no moving parts



### Added convenience

interior light to see the cooking progress of your food



# ELECTRONIC ACCESSORIES FOR MOBILE POWER SUPPLY

FROM BATTERY CHARGERS TO GENERATORS

You create the conditions that ensure your customers will never run out of power on board and on site. Dometic's Power & Control range is here to support you with smart electronic accessories. When it comes to providing a 230-volt source, you can rely on the well proven generators in the TravelPower or TEC series. Or use one of our inverters, which generate 230 volts AC from battery power. On the following pages you can also find solutions for a well-working

DC network. Regardless of whether you are looking for a reasonably priced voltage converter to run a 12-volt appliance on 24 volts, or a high-quality device for stabilizing the supply voltage – whatever you need is here. Elegant lighting solutions and smart control devices add the finishing touch to this range.



## BATTERY CHARGERS & BATTERY CARE

Automatic chargers with IU0U characteristics for fast and gentle charging of gel, AGM and wet batteries. Battery conditioners for a longer service life.

Page 144 – 148



## VOLTAGE CONVERTERS & CHARGING CONVERTERS

Compact voltage converters for running 12-volt devices in 24 volt circuits. Charging converters for reliable charging of leisure batteries while driving.

Page 149 – 151



## INVERTERS

230-volt AC from 12 or 24-volt battery power. Inverters with pure sine wave voltage. Lightweight and compact or with very high peak output power for consumers with high start-up currents.

Page 152 – 154



## CONTROL PANEL

Instant access to all critical information. User-friendly, intuitive control panel for efficient use of mobile energy resources.

Page 155



## GENERATORS

230 volts AC on standby – Dometic generators ensure a power supply in places without a mains.

Page 156 – 161



## COOL POWER

Power supplies for coolers and refrigerators

Page 162 – 163



## LIGHTS

Elegant lighting solutions with energy-saving LED technology. Recessed and surface-mounted spots, low-profile LED modules, smart power supply.

Page 164 – 167

# BATTERY CHARGING AND BATTERY CARE

Smart technology makes the most of precious battery power

The Dometic range provides state-of-the-art charging technology for maximum availability of mobile battery power. MCA series automatic chargers are compact, lightweight and easy to install. MCP series chargers with intuitive one-button operation are ideal for modern start-stop batteries. PerfectPower DCC charging converters

give batteries an optimal charge during the drive – even in modern vehicles with an energy-saving smart alternator. Well proven battery care products prevent premature battery ageing and failure – highly recommendable for seasonal vehicles.

## Dometic PerfectCharge MCA 1215 / 1225 / 1235 / 1250

3.39





IUOU battery charger

	MCA 1215	MCA 1225	MCA 1235	MCA 1250
MCA 1215				
MCA 1225				
MCA 1235				
MCA 1250				
<b>Charge outputs</b>	1 + 1	2 + 1	2 + 1	3
<b>Input voltage</b>	90 – 260 V			
<b>Frequency</b>	50 – 60 Hz			
<b>End-of-charging voltage</b>	14.4 / 14.7 V			
<b>Float charging voltage</b>	13.8 V			
<b>Recommended battery capacity</b>	40 – 170 Ah	75 – 300 Ah	100 – 400 Ah	150 – 60 Ah
<b>U0 phase limited at</b>	8 h			
<b>Energy efficiency up to</b>	92 %			
<b>Charging current</b>	15 A	25 A	35 A	50 A
<b>Operating temperature</b>	– 20 to +50 °C			
<b>Dimensions (W x H x D)</b>	179 x 63 x 238 mm	179 x 63 x 238 mm	179 x 63 x 274 mm	208.5 x 75 x 283 mm
<b>Weight</b>	1.6 kg	1.7 kg	1.9 kg	3.1 kg
<b>Type of protection</b>	IP 21			
<b>Product</b>	<b>Ref. No.</b>		<b>Ref. No. UK</b>	
PerfectCharge MCA 1215	9600000028		9600000179	
PerfectCharge MCA 1225	9600000029		9600000180	
PerfectCharge MCA 1235	9600000030		9600000181	
PerfectCharge MCA 1250	9600000031		9600000182	
<b>/ Optional extras</b>				
Temperature sensor MCA-TS1	9600000099			
Remote control MCA-RC1	9600000100			
Hella sensor MCA-HS2	9600026589			



# Dometic PerfectCharge MCA 1280 / 2415 / 2425 / 2440

IUOU battery charger


		MCA 1280	MCA 2415	MCA 2425	MCA 2440
MCA 1280 	<b>Charge outputs</b>	3	2	3	3
	<b>Input voltage</b>	90 – 260 V			
MCA 2415 	<b>Frequency</b>	50 – 60 Hz			
	<b>End-of-charging voltage</b>	14.4 / 14.7 V	28.8 / 29.4 V		
MCA 2425 	<b>Float charging voltage</b>	13.8 V	27,6		
	<b>Recommended battery capacity</b>	200 – 800 Ah	40 – 170 Ah	75 – 300 Ah	100 – 400 Ah
MCA 2440 	<b>UO phase limited at</b>	8 h	8 or 16 h		
	<b>Energy efficiency up to</b>	92 %			
	<b>Charging current</b>	80 A	12.5 A	25 A	40 A
	<b>Operating temperature</b>	– 20 to +50 °C			
	<b>Dimensions (W x H x D)</b>	208.5 x 75 x 303 mm	179 x 63 x 238 mm	208.5 x 75 x 283 mm	208.5 x 75 x 303 mm
	<b>Weight</b>	4 kg	1.6 kg	2.9 kg	3.9 kg
	<b>Type of protection</b>	IP 21			
	<b>Product</b>		<b>Ref. No.</b>	<b>Ref. No. UK</b>	
	PerfectCharge MCA 1280		9600000032	9600000183	
	PerfectCharge MCA 2415		9600000033	9600000184	
	PerfectCharge MCA 2425		9600000034	9600000185	
	PerfectCharge MCA 2440		9600000035	9600000186	
	<b>/ Optional extras</b>				
	Temperature sensor MCA-TS1		9600000099		
	Remote control MCA-RC1		9600000100		
	Hella sensor MCA-HS2		9600026589		



## Dometic PerfectCharge IU 812

3.16

IU0U charger for 12 V wet, gel and AGM batteries

	<b>Charge outputs</b>	1
	<b>Input voltage</b>	230 V (180–253 V)
	<b>Frequency</b>	50–60 Hz
	<b>End-of-charging voltage</b>	14.4 V
	<b>Float charging voltage</b>	13.6 V
	<b>Max. battery capacity</b>	100 Ah
	<b>Charging current</b>	8 A
	<b>Charging characteristics</b>	IU0U with limit time of the IU0 phase
	<b>Operating temperature</b>	0 to +50 °C
	<b>Dimensions (W x H x D)</b>	120 x 70 x 200 mm
	<b>Weight</b>	0.9 kg
	<b>Quality Features</b>	Overload/short-circuit protection, Can be used as mains supply unit
<b>Product</b>	<b>Ref. No.</b>	
PerfectCharge IU 812	9600000037	

## POWER BANK JUMP STARTER


A power bank that will jump start the vehicle as well! This compact appliance integrates a host of useful features – including two USB ports to charge digital devices, a wireless charging pad for the smart phone, a 12 V DC outlet for the cooling box, and two jump starter cables.. The super-bright LED light comes in very handy in emergency situations, e.g. in power outages or when car trouble occurs at night.

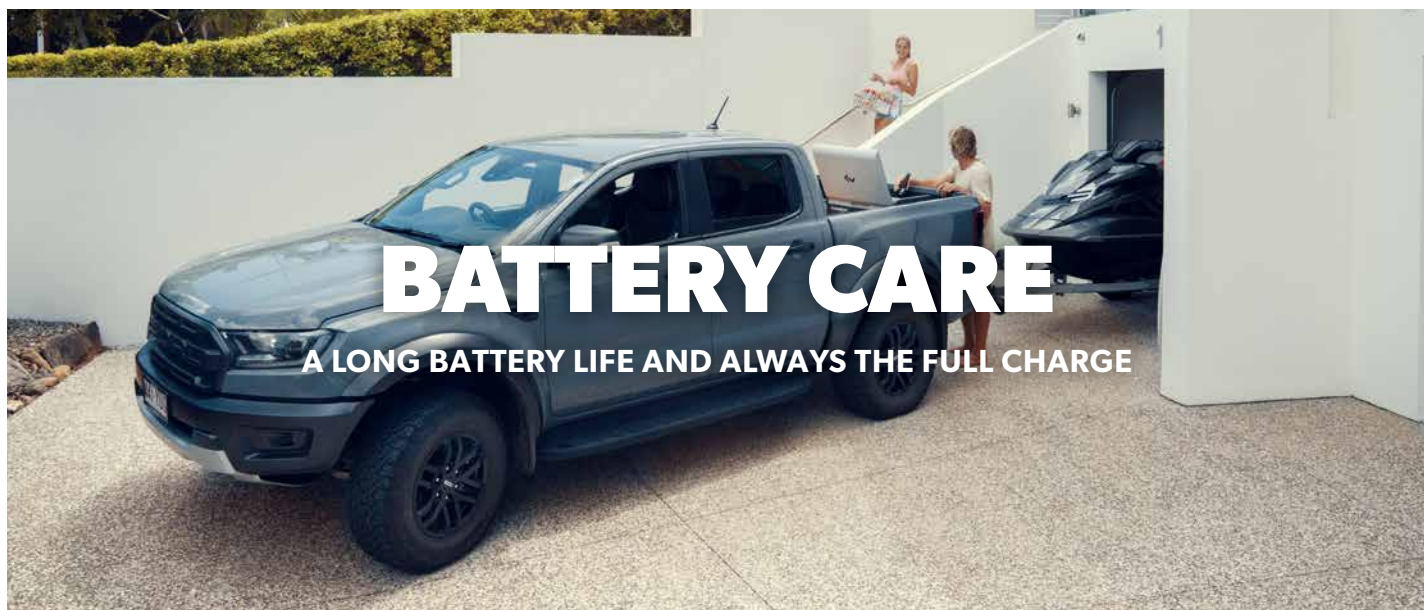
The Dometic PJS1000 has enough power to provide starting aid for gasoline engines up to 6.0 L, or diesels up to 4.0 L. Its integrated lithium battery delivers 1000 amps peak – enough for 30 boost starts on a single charge.

### NEW! Dometic PJS1000

3.16

Power bank jump starter, 1000 A peak current


	<b>Battery type</b>	Lithium polymer battery
	<b>Rated voltage</b>	14.8 V DC
	<b>Battery capacity</b>	16000 mAh / 59.2 Wh
	<b>Rated current USB output</b>	2.1 A
	<b>Charging voltage</b>	12 V DC (16 V)
	<b>Rated current DC output</b>	< 8 A
	<b>Output power</b>	10W
	<b>Wireless charging standard</b>	Qi
	<b>LED lighting power</b>	1W
	<b>Start current</b>	< 400 A (2 s)
	<b>Peak current</b>	1000 A
	<b>Ambient temperature for operation</b>	–20 °C to +60 °C
	<b>Dimensions (W x D x H)</b>	192 x 88 x 41.5 mm
	<b>Weight</b>	620 g
	<b>Product</b>	<b>Ref. No.</b>
Dometic PJS1000	9620002620	



## Dometic PerfectBattery BR 12

3.16


Battery refresher, 12 volts

	<b>Input voltage</b>	12 V DC
	<b>Cut-in voltage</b>	$> 12.6 \pm 0.2 \text{ V}$
	<b>Standby current</b>	$< 0.2 \text{ mA}$
	<b>Battery terminals</b>	1
	<b>Dimensions (W x H x D)</b>	100 x 67 x 25
	<b>Weight</b>	0.12
	<b>Test marks</b>	e-approved (Automotive EMC Directive)
	<b>Product</b>	PerfectBattery BR 12

## Dometic PerfectBattery BC 100

3.16

Battery conditioner, 12 volts

	<b>Input voltage</b>	230 V AC (180 – 253 V)
	<b>Input Frequency</b>	50 – 60 Hz
	<b>Battery terminals</b>	1
	<b>End-of-charging voltage</b>	13.8 V DC
	<b>Float charge voltage</b>	13.0 V
	<b>Charging control</b>	3 LEDs
	<b>Max. Charging current</b>	1.0 A
	<b>Operating temperature</b>	$-20 \text{ to } +50 \text{ }^\circ\text{C}$
	<b>Dimensions (W x H x D)</b>	70 x 100 x 60 mm
	<b>Weight</b>	0.45 kg
	<b>Quality features</b>	Overload and short-circuit protection
<b>Product</b>	PerfectBattery BC 100	<b>Ref. No.</b> 9600000092

# AMPLE POWER FOR OUTDOOR ADVENTURES


The Dometic PLB15 is a highly efficient 15Ah Lithium Iron Phosphate battery that can provide up to 192Wh at 12V, making it a reliable source of power for your portable electronic devices, such as cool boxes, laptops, cellphones, cameras and much more. Its lightweight, compact, and ergonomic design makes it an ideal power source for outdoor. This versatile power bank is equipped with 3 different

outputs: 12V, USB-C and USB-A, allowing your customers to charge multiple devices at the same time. Additionally, they can charge the PLB15 using different charging options, including wall charging with the USB-C input, car charging, and even solar charging via the DC coaxial input.

## NEW! Dometic PLB15

3.16

Portable Lithium Iron Phosphate Battery with Flashlight, 15Ah

	<b>Input voltage</b>	12/24 V DC
	<b>Input voltage min.</b>	12 V DC
	<b>Input voltage max.</b>	32 V DC
	<b>Rated battery capacity</b>	15 Ah
	<b>Operating temperature</b>	min. 0 °C
	<b>Operating temperature</b>	max. 45 °C
	<b>Protection class</b>	IP class IP44
	<b>Dimensions (W x H x D)</b>	222.5 x 85 x 85 mm
	<b>Weight</b>	1.75kg
	<b>Product</b>	<b>Ref. No.</b>
Dometic PLB15	9620012451	



### Dual-function Flashlight

Use the flashlight mode for enhanced illumination in the dark or as ambient lighting



### LED lights show charge status

The PLB15 features 5 LED indicators to monitor the battery's charge level



### Charge all your devices

Charge your devices via 3 different outputs: 12V, USB-C, or USB-A

# VOLTAGE CONVERTERS

## For running 12-volt devices on 24-volt batteries

Inexpensive, ultra-compact voltage converters in switch-mode design for operation of 12 volt appliances in 24 volt circuits: Our entry-level converters (Dometic PerfectPower DCDC 06 to DCDC 24) are often absolutely fine for running a 12 volt appliance on a 24 volt battery.

For more demanding applications, such as computers, monitors, or measuring instruments you will require a high-quality charging converter (DCC 2412-20 or DCDC 2412-40, see p. 151).

### Dometic PerfectPower DCDC 06 / DCDC 12 / DCDC 24

3.16

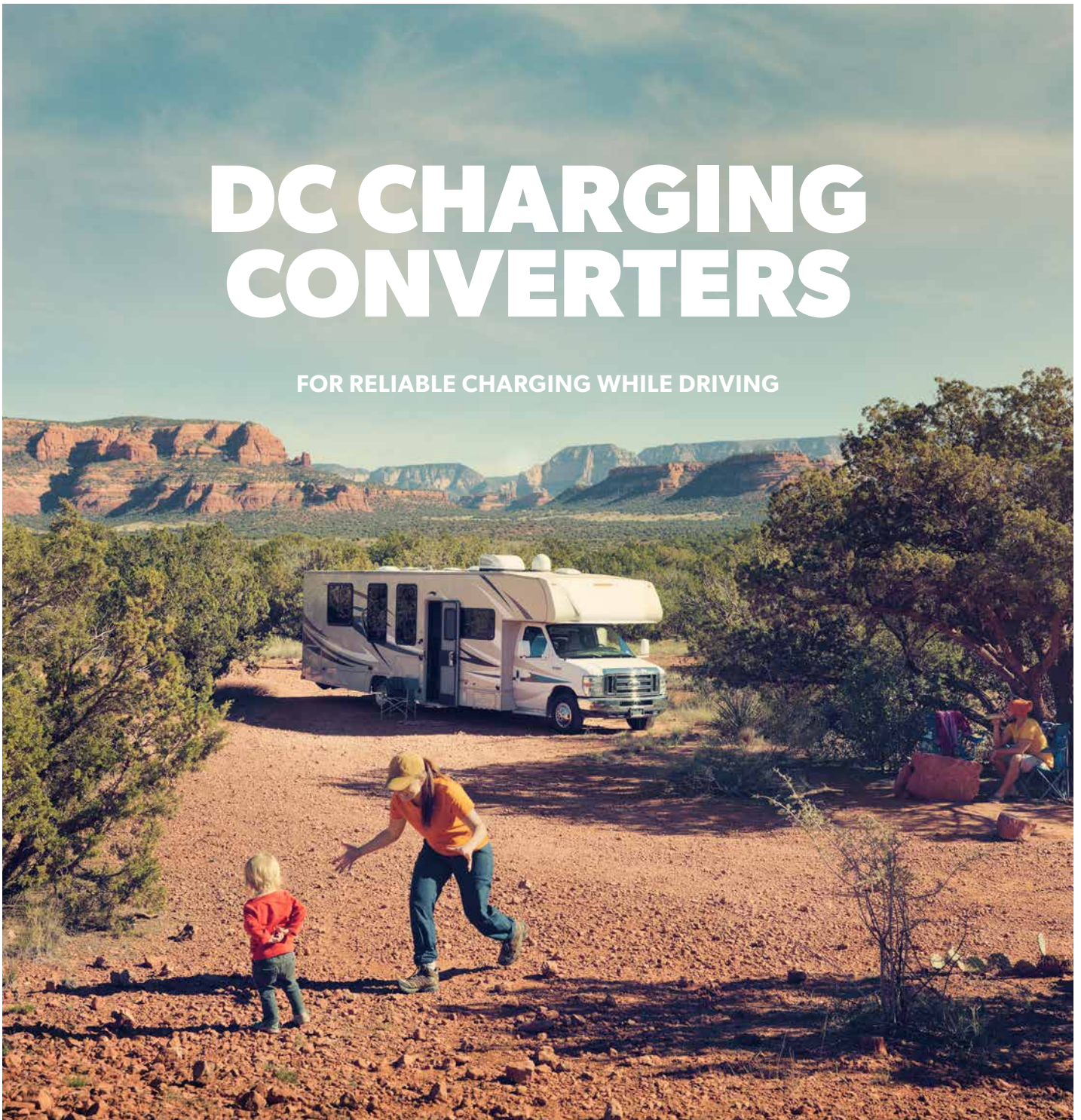
Voltage converters

	DCDC 06	DCDC 12	DCDC 24	
 <p>DCDC 06</p> <p>DCDC 12</p> <p>DCDC 24</p>	<b>Input voltage</b>	20 to 30 V DC		
	<b>No-load input current</b>	8 mA	8 mA	8 mA
	<b>Nominal input current</b>	5 A	10 A	18 A
	<b>Output voltage</b>	13.8 V DC -10 %		
	<b>Nominal output current</b>	6 A	12 A	24 A
	<b>Peak output current</b>	10 A	18 A	30 A
	<b>Energy efficiency</b>	up to 90 %		
	<b>Dimensions (W x H x D)</b>	105 x 47 x 118 mm	105 x 47 x 128 mm	105 x 47 x 158 mm
	<b>Weight</b>	0.45 kg	0.5 kg	0.7 kg
	<b>Product</b>	<b>Ref. No.</b>		
PerfectPower DCDC 06	9600000038			
PerfectPower DCDC 12	9600000039			
PerfectPower DCDC 24	9600000040			



# DC CHARGING CONVERTERS

FOR RELIABLE CHARGING WHILE DRIVING



From now on your customers will never again end up with an empty battery when arriving at their destination. Our new generation DC buck-boost charging converters (step-down and step up converters) ensure that the leisure battery is optimally charged during the drive at

all times.. Highly recommendable for modern EURO 6 vehicles with smart alternators and also for vehicles where the cable cross section is too small to supply the connected devices.

## Dometic PerfectPower DCC

DC charging converters

		DCC 1212-10	DCC 1212-20	DCC 1212-40	DCC 2412-20	
DCC 1212-10 	<b>Input voltage</b>	12 V (8 – 16 V)	12 V (8 – 16 V)	12 V (8 – 16 V)	24 V (16 – 32 V)	
	<b>Output voltage</b>	12 V (13.2 – 14.7 V)	12 V (13.2 – 14.7 V)	12 V (13.2 – 14.7 V)	12 V (13.2 – 14.7 V)	
	<b>Output voltage shape</b>	3-stage charging characteristic or fixed value				
	<b>Charging current</b>	10 A	20 A	40 A	20 A	
DCC 1212-20 	<b>Battery types</b>	Lead-acid batteries (liquid, gel, AGM) Dometic eStore lithium battery				
	<b>Energy efficiency up to</b>	89 %	89 %	89 %	89 %	
	<b>Dimensions (W x H x D)</b>	153 x 73 x 180 mm	153 x 73 x 220 mm	153 x 73 x 260 mm	153 x 73 x 220 mm	
	<b>Weight</b>	1.25 kg	1.55 kg	1.85 kg	1.55 kg	
DCC 1212-40 	<b>Test mark</b>	e-certified (Automotive EMC Directive)				
			DCC 2412-40	DCC 1224-10	DCC 1224-20	DCC 2424-10
	<b>Input voltage</b>	24 V (16 – 32 V)	12 V (8 – 16 V)	12 V (8 – 16 V)	24 V (16 – 32 V)	
	<b>Output voltage</b>	12 V (13.2 – 14.7 V)	24 V (26.4 – 29.4 V)	24 V (26.4 – 29.4 V)	24 V (26.4 – 29.4 V)	
DCC 2412-20 	<b>Output voltage shape</b>	3-stage charging characteristic or fixed value				
	<b>Charging current</b>	40 A	10 A	20 A	10 A	
	<b>Battery types</b>	Lead-acid batteries (liquid, gel, AGM) Dometic eStore lithium battery				
	<b>Energy efficiency up to</b>	89 %	89 %	89 %	89 %	
DCC 2412-40 	<b>Dimensions (W x H x D)</b>	153 x 73 x 260 mm	153 x 73 x 220 mm	153 x 73 x 260 mm	153 x 73 x 220 mm	
	<b>Weight</b>	1.85 kg	1.55 kg	1.85 kg	1.55 kg	
	<b>Test mark</b>	e-certified (Automotive EMC Directive)				
DCC 1224-10 	<b>Product</b>					
DCC 1224-20 	<b>Ref. No.</b>					
	Dometic PerfectPower DCC 1212-10	9600003753				
	Dometic PerfectPower DCC 1212-20	9600003754				
	Dometic PerfectPower DCC 1212-40	9600003755				
DCC 2424-10 	Dometic PerfectPower DCC 2412-20	9600003750				
	Dometic PerfectPower DCC 2412-40	9600003751				
	Dometic PerfectPower DCC 1224-10	9600003748				
	Dometic PerfectPower DCC 1224-20	9600003749				
	Dometic PerfectPower DCC 2424-10	9600003752				
<b>/ Optional extras</b>						
	Temperature sensor MCA-TS1	9600000099				






The sine wave inverters in the SinePower DSP and DSP-T series generate a pure sine wave voltage, which is perfect even for sensitive 230-volt devices. Due to their large input voltage range, they are also fine for modern EURO 6 vehicles with smart alternators. The premium inverters in the SinePower DSP-T series offer two extra benefits: a mains priority circuit with voltage synchronisation and an energy-saving Smart Standby Mode.

## Domestic SinePower DSP

3.16

Sine wave inverter

	DSP 212 / DSP 224	DSP 412 / DSP 424	
DSP 212 DSP 224 	<b>Input voltage</b>	12 V DC (10 – 16.5 V) / 24 V DC (20 – 33 V)	
	<b>Output voltage / shape</b>	230 V AC / pure sine wave 	
	<b>Output Frequency</b>	50 Hz	50 Hz
	<b>No-load current input</b>	0.6 A / 0.4 A	0.6 A / 0.4 A
	<b>Continuous output</b>	150 W	350 W
	<b>Peak power</b>	300 W	700 W
	<b>Energy efficiency up to</b>	90 %	90 %
	<b>Dimensions (W x H x D)</b>	127 x 52 x 210 mm	127 x 52 x 210 mm
	<b>Weight</b>	1.1 kg	1.2 kg
	<b>Test mark</b>	e-certified (Automotive EMC Directive)	
<b>Type of protection</b>	equivalent to IP 21		
DSP 412 DSP 424 	<b>Product</b>	<b>Ref. No.</b>	<b>Ref. No. UK</b>
	Domestic SinePower DSP 212	9600002603	9600003593
	Domestic SinePower DSP 224	9600002540	9600003594
	Domestic SinePower DSP 412	9600002541	9600003595
	Domestic SinePower DSP 424	9600002542	9600003596





## Dometic SinePower DSP

Sine wave inverters

		DSP 612 / DSP 624	DSP 1012 / DSP 1024
DSP 612 DSP 624 	<b>Input voltage</b>	12 V DC (10 – 16.5 V) / 24 V DC (20 – 33 V)	
	<b>Output voltage / shape</b>	230 V AC / pure sine wave 	
DSP 1012 DSP 1024 	<b>Output Frequency</b>	50 Hz	50 Hz
	<b>No-load current input</b>	<0.8 A / <0.5 A	1.0 A / 0.6 A
	<b>Standby current consumption</b>	0.3 A / 0.2 A	0.35 A / 0.2 A
	<b>Continuous output</b>	600 W	1000 W
	<b>Peak power</b>	1200 W	2000 W
	<b>Energy efficiency up to</b>	90 %	90 %
	<b>Dimensions (W x H x D)</b>	230 x 80 x 220 mm	230 x 80 x 240 mm
	<b>Weight</b>	2.8 kg	3.1 kg
<b>Test mark</b>	e-certified (Automotive EMC Directive)		
<b>Type of protection</b>	equivalent to IP 21		
		DSP 1512 / DSP 1524	DSP 2012 / DSP 2024
DSP 1512 DSP 1524 	<b>Input voltage</b>	12 V DC (10 – 16.5 V) / 24 V DC (20 – 33 V)	
	<b>Output voltage / shape</b>	230 V AC / pure sine wave 	
DSP 2012 DSP 2024 	<b>Output Frequency</b>	50 Hz	50 Hz
	<b>No-load current input</b>	<1.2 A / <0.6 A	<1.5 A / <0.8 A
	<b>Standby current consumption</b>	0.4 A / 0.25 A	0.5 A / 0.3 A
	<b>Continuous output</b>	1500 W	2000 W
	<b>Peak power</b>	3000 W	4000 W
	<b>Energy efficiency up to</b>	90 %	90 %
	<b>Dimensions (W x H x D)</b>	272 x 97 x 340 mm	272 x 97 x 360 mm
	<b>Weight</b>	4.9 kg	5.2 kg
	<b>Test mark</b>	e-certified (Automotive EMC Directive)	
	<b>Type of protection</b>	equivalent to IP 21	
<b>Product</b>	<b>Ref. No.</b>	<b>Ref. No. UK</b>	
Dometic SinePower DSP 612	9600002543	9600003597	
Dometic SinePower DSP 624	9600002544	9600003598	
Dometic SinePower DSP 1012	9600002545	9600003599	
Dometic SinePower DSP 1024	9600002546	9600003600	
Dometic SinePower DSP 1512	9600002547	9600003601	
Dometic SinePower DSP 1524	9600002548	9600003602	
Dometic SinePower DSP 2012	9600002549	9600003603	
Dometic SinePower DSP 2024	9600002550	9600003604	
<b>/ Optional extras</b>			
DC connection cable (for DSP 612/624/1012/1024)	9600000268		
DC connection cable DSP 1512, 12 V	9102700003		
DC connection cable DSP 2012, 12 V	9600000269		
DC connection cable DSP 1524/2024, 24 V	9600000268		
Mains priority circuit VS-230	9600000324		

## Dometic SinePower DSP-T

Comfort sine wave inverters

	DSP 1312T / DSP 1324T	DSP 1812T / TW / DSP 1824T	
DSP 1312T DSP 1324T 	<b>Input voltage</b>	12 V DC (10.5 – 16 V) 24 V DC (21 – 32 V)	
	<b>Output voltage / shape</b>	230 V AC / pure sine wave 	
	<b>Output Frequency</b>	50 / 60 Hz	
	<b>No-load current input</b>	2.5 A / 1.3 A	
	<b>Standby current consumption</b>	0.2 A / 0.1 A	
	<b>Continuous output</b>	1300* W	
	<b>Peak power</b>	2400 W	
	<b>Energy efficiency up to</b>	90 %	
	<b>Dimensions (W x H x D)</b>	284 x 118 x 405 mm	
	<b>Weight</b>	4.8 kg	
DSP 1812T / TW DSP 1824T 	<b>Output Frequency</b>	50 / 60 Hz	
	<b>No-load current input</b>	2.5 A / 1.3 A	
	<b>Standby current consumption</b>	0.2 A / 0.1 A	
	<b>Continuous output</b>	1800 W	
	<b>Peak power</b>	3200 W	
	<b>Energy efficiency up to</b>	90 %	
	<b>Dimensions (W x H x D)</b>	284 x 118 x 405 mm	
	<b>Weight</b>	6.1 kg	
	<b>Priority circuit</b>	Integrated mains priority circuit with voltage synchronisation	
	<b>Test mark</b>	e-certified (Automotive EMC Directive)	
<b>Type of protection</b>	equivalent to IP 21		
	DSP 2312T / DSP 2324T	DSP 3512T / DSP 3524T	
DSP 2312T DSP 2324T 	<b>Input voltage</b>	12 V DC (10.5 – 16 V) 24 V DC (21 – 32 V)	
	<b>Output voltage / shape</b>	230 V AC / pure sine wave 	
	<b>Output Frequency</b>	50 / 60 Hz	
	<b>No-load current input</b>	2.8 A / 1.4 A	
	<b>Standby current consumption</b>	0.2 A / 0.15 A	
	<b>Continuous output</b>	2300* W	
	<b>Peak power</b>	4000 W	
	<b>Energy efficiency up to</b>	90 %	
	<b>Dimensions (W x H x D)</b>	284 x 118 x 481 mm	
	<b>Weight</b>	6.6 kg	
DSP 3512T DSP 3524T 	<b>Continuous output</b>	3500* W	
	<b>Peak power</b>	6000 W	
	<b>Energy efficiency up to</b>	90 %	
	<b>Dimensions (W x H x D)</b>	324 x 122 x 490 mm	
	<b>Weight</b>	10.9 kg	
	<b>Priority circuit</b>	Integrated mains priority circuit with voltage synchronisation	
	<b>Test mark</b>	e-certified (Automotive EMC Directive)	
	<b>Type of protection</b>	equivalent to IP 21	
	<b>Product</b>	<b>Ref. No.</b>	<b>Ref. No. UK</b>
	Dometic SinePower DSP 1312T	9600002551	
Dometic SinePower DSP 1324T	9600002552	9600005003	
Dometic SinePower DSP 1812T	9600002553	9600005004	
Dometic SinePower DSP 1812TW – Special Connection Version	9600009386		
Dometic SinePower DSP 1824T	9600002554	9600005005	
Dometic SinePower DSP 2312T	9600002555	9600005006	
Dometic SinePower DSP 2324T	9600002556	9600005007	
Dometic SinePower DSP 3512T	9600002557	9600005008	
Dometic SinePower DSP 3524T	9600002558		
<b>/ Optional extras</b>			
DC connection cable (for DSP 1312T / DSP 1324T)	9600000268		
DC connection cable (for DSP 1812T, 12 V)	9102700003		
DC connection cable (for DSP 2312T, 12 V)	9600000269		
DC connection cable (for DSP 3512T, 12 V)	on request		
DC connection cable (for DSP 1824T/2324T/3524T, 24 V)	9600000268		
Standard remote control DSP-RCT	9600002564		
Convenience remote control DSP-EM	9600002565		

\* 10 minutes continuous power, permanent power: 50 % peak power

# EVERYTHING UNDER CONTROL

All important parameters in view and easy to control


An ultra-convenient and versatile remote control for easy operation of Dometic sine wave inverters and battery chargers. In addition to standard functions (ON, OFF and Standby) it also indicates values

such as power and voltage. By connecting an MCA battery charger and a battery sensor, the unit can be upgraded into a powerful energy monitor and control center.

## Dometic DSP-EM

3.16

Monitoring and control device for DSP-T inverter and MCA charger

	<b>Input voltage</b>	9 – 35 V DC
	<b>Power consumption</b> in display mode in standby mode	170 mA 40 mA
	<b>Dimensions (W x H x D)</b>	150 x 110 x 23 mm
	<b>Weight</b>	0.15 kg
	<b>Quality features</b>	<ul style="list-style-type: none"> <li>• Versatile unit controls and monitors your DSP-T inverter and MCA charger</li> <li>• Combine with battery sensor to view all relevant battery data</li> <li>• Conveniently indicates values such as power and voltage in addition to standard functions</li> <li>• Allows detailed customization of your inverter</li> <li>• Combine with MCA charger to control all energy products with one panel</li> </ul>
<b>Product</b>		<b>Ref. No.</b>
Dometic DSP-EM		9600002565



# DOMETIC GENERATORS

230 VOLTS – ANYTIME, ANYWHERE



## Benefits

- Highly compact design
- High continuous output
- Suitable as a power source for Dometic air conditioners
- Remote control included
- TEC models: Auto start function for automatic battery recharging
- Petrol fuelled TEC models: variable speed, economical fuel consumption, low-noise operation



VARIABLE  
SPEED

- T model and Diesel fuelled models: constant speed



CONSTANT SPEED

Dometic generators ensure a reliable power supply wherever mains power is unavailable. This makes them indispensable for everyone seeking maximum independence on the move.

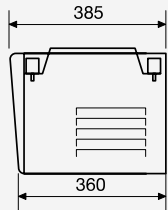
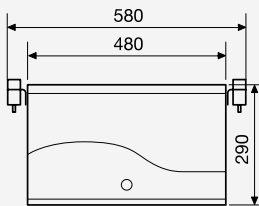
High performance, modest fuel consumption and excellent product quality are the features you can expect to find in every Dometic generator. The range includes models from 2000 to 6200 watts, fuelled with petrol or Diesel.

## Dometic TEC 29

2.6 kW generator for 230 volts AC, fuelled by petrol



TEC 29



TEC 29	
<b>Output voltage</b>	230 V AC $\pm 1\%$ (continuous)/ pure sine wave $\sim$
<b>Total distortion factor</b>	1%
<b>Frequency</b>	50 Hz $\pm 1\%$
<b>Max. starting current</b>	33 A
<b>Continuous output</b>	2,600 W
<b>Peak power</b>	2,900 W
<b>Engine output</b>	4.0 (5.5) kW (PS)
<b>Operating mode/fuel</b>	Normal unleaded ROZ 91 petrol
<b>Power consumption</b>	max. 1.2 l/h
<b>Sound level at 7 metres</b>	54–59 dBA
<b>Guaranteed sound level</b>	86 dBA
<b>Dimensions (W x H x D)</b>	480 x 290 x 385 mm
<b>Width with suspension</b>	580 mm
<b>Housing finish</b>	Stainless steel
<b>Weight</b>	44 kg
<b>Auto-start function</b>	yes
<b>12-volt output for battery charging</b>	yes
<b>Quality features</b>	Automatic low-oil cut-off, electrical starter, short circuit protection, soundproofed operation via external control panel, alarm functions, variable generator speed
<b>Test marks</b>	E13

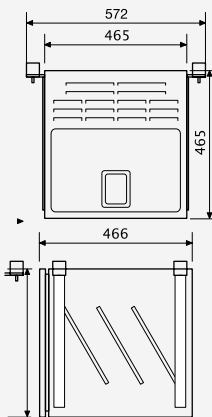
Product	Ref. No.
Dometic TEC 29	9102900299
<b>/ Optional extras</b>	
Plastic petrol tank with lock cap and fuel reserve float, 15 litres	9102900009
Plastic petrol tank with supports and feed-mouth incorporated, 15 litres	9102900010
20-litre stainless steel tank	9102900011
Hose set	9102900003
Flexible metal hose 25 mm, 2 m	9102900137
Flexible metal hose 25 mm, 5 m	9102900138

# Dometic TEC 30EV / TEC 40D

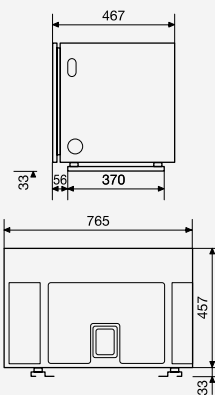
2.5 kW or 3.6 kW generator for 230 volts AC, fuelled by diesel



TEC 30EV



TEC 40D



	TEC 30EV	TEC 40D
<b>Output voltage</b>	230 V AC ±1 % (continuous)/ pure sine wave ~	230 V AC ±1 % (continuous)/ pure sine wave ~
<b>Total distortion factor</b>	1 %	5 %
<b>Frequency</b>	50 Hz ±1 %	50 Hz ±1 %
<b>Max. starting current</b>	33 A	45 A
<b>Continuous output</b>	2,500 W	3,500 W
<b>Peak power</b>	2,900 W	3,900 W
<b>Engine output</b>	3.3 (4.5) kW (PS)	4.7 (6.4) kW (PS)
<b>Operating mode/fuel</b>	Diesel	Diesel
<b>Power consumption</b>	max. 0.7 l/h	max. 1.4 l
<b>Sound level at 7 metres</b>	60 dBA	64 dBA
<b>Guaranteed sound level</b>	84 dBA	89 dBA
<b>Dimensions (W x H x D)</b>	465 x 465 x 466 mm	765 x 457 x 467 mm
<b>Width with suspension</b>	572 mm	765 mm
<b>Housing finish</b>	Stainless steel	Stainless steel
<b>Weight</b>	70 kg	96.5 kg
<b>Auto-start function</b>	yes	yes
<b>12-volt output for battery charging</b>	yes	yes
<b>Quality features</b>	Automatic low-oil cut-off, electrical starter, short circuit protection, soundproofed operation via external control panel, alarm functions	
<b>Test marks</b>	E13	E24

Product	Ref. No.
Dometic TEC 30EV	9102900033
Dometic TEC 40D	9102900295
<b>/ Optional extras</b>	
Plastic petrol tank with lock cap and fuel reserve float, 15 litres	9102900009
Plastic petrol tank with supports and feed-mouth incorporated, 15 litres	9102900010
20-litre stainless steel tank	9102900011
Hose set	9102900003
Flexible metal hose 25 mm, 2 m	9102900137
Flexible metal hose 25 mm, 5 m	9102900138

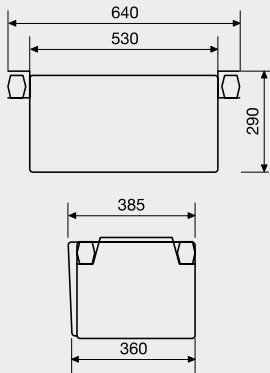
# Dometic T 4000H / T 5500H

3.5 kW or 4.5 kW generator for 230 volts AC, fuelled by petrol

	T 4000H	T 5500H	
 <p>T 4000H</p>   <p>T 5500H</p> 	<b>Output voltage</b> 230 V AC $\pm 10\%$ (continuous)/ pure sine wave $\sim$	230 V AC $\pm 10\%$ (continuous)/ pure sine wave $\sim$	
	<b>Total distortion factor</b>	5%	5%
	<b>Frequency</b>	50 Hz $\pm 8\%$	50 Hz $\pm 8\%$
	<b>Max. starting current</b>	16 A	32 A
	<b>Continuous output</b>	3,500 W	4,500 W
	<b>Peak power</b>	3,800 W	5,300 W
	<b>Engine output</b>	4.6 kW (3000RPM)	6.4 kW (3000RPM)
	<b>Operating mode/fuel</b>	Normal unleaded ROZ 91 petrol	Normal unleaded ROZ 91 petrol
	<b>Power consumption</b>	max. 2.2 l/h	max. 3.0 l/h
	<b>Sound level at 7 metres</b>	67 dBA	70 dBA
	<b>Guaranteed sound level</b>	91 dBA	94 dBA
	<b>Dimensions (W x H x D)</b>	660 x 335 x 475 mm	700 x 510 x 520 mm
	<b>Width with suspension</b>	365 mm	538 mm
	<b>Housing finish</b>	Powder coating	Powder coating
	<b>Weight</b>	102 kg	132 kg
<b>Auto-start function</b>	no	no	
<b>12-volt output for battery charging</b>	Option AG 111	Option AG 111	
<b>Quality features</b>	<ul style="list-style-type: none"> <li>Provides 230 V AC in remote locations where mains power is unavailable</li> <li>High performance – 3500 W continuous output</li> <li>Convenient 12 V output for battery charging</li> <li>Remote control included</li> <li>Stainless steel housing dampens operating sound</li> </ul>	<ul style="list-style-type: none"> <li>Provides 230 V AC in remote locations where mains power is unavailable</li> <li>High performance – 4500 W continuous output</li> <li>Convenient 12 V output for battery charging</li> <li>Remote control included</li> <li>Stainless steel housing dampens operating sound</li> <li>Large 15 l fuel tank for up to 5 h operation</li> </ul>	
<b>Test marks</b>	E24	E24	
<b>Product</b>	<b>Ref. No.</b>		
Dometic T 4000H	9102900006		
Dometic T 5500H	9102900037		
<b>/ Optional extras</b>			
Plastic petrol tank with lock cap and fuel reserve float, 15 litres	9102900009		
Plastic petrol tank with supports and feed-mouth incorporated, 15 litres	9102900010		
20-litre stainless steel tank	9102900011		
Hose set	9102900003		
Flexible metal hose 25 mm, 2 m	9102900137		
Flexible metal hose 25 mm, 5 m	9102900138		

## Dometic T 2500H

2.0 kW generator for 230 volts AC, fuelled by petrol



<b>Output voltage</b>	230 V AC $\pm 10\%$ (continuous)/pure sine wave $\sim$
<b>Total distortion factor</b>	5 %
<b>Frequency</b>	50 Hz $\pm 5\%$
<b>Max. starting current</b>	24 A
<b>Continuous output</b>	2,000 W
<b>Peak power</b>	2,200 W
<b>Engine output</b>	4.0 (5.5) kW (PS)
<b>Operating mode/fuel</b>	Normal unleaded ROZ 91 petrol
<b>Power consumption</b>	max. 1.2 l/h
<b>Sound level at 7 metres</b>	60 dBA
<b>Guaranteed sound level</b>	86 dBA
<b>Dimensions (W x H x D)</b>	530 x 290 x 385 mm
<b>Width with suspension</b>	640 mm
<b>Housing finish</b>	Stainless steel
<b>Weight</b>	50 kg
<b>12-volt output for battery charging</b>	yes, with optional charging regulator
<b>Quality features</b>	Automatic low-oil cut-off, electrical starter, short circuit protection, soundproofed operation via external control panel
<b>Test marks</b>	E3

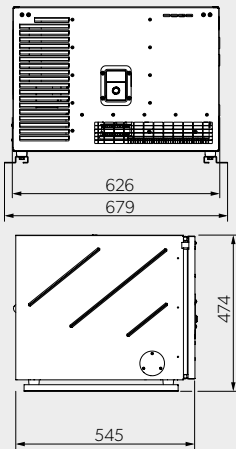
Product	Ref. No.
Dometic T 2500H	9102900005
<b>/ Optional extras</b>	
Plastic petrol tank with lock cap and fuel reserve float, 15 litres	9102900009
Plastic petrol tank with supports and feed-mouth incorporated, 15 litres	9102900010
20-litre stainless steel tank	9102900011
Hose set	9102900003
Flexible metal hose 25 mm, 2 m	9102900137
Flexible metal hose 25 mm, 5 m	9102900138
Battery charging regulator	9102900014
Floor chimney	9102900023
Change-over switch (generator / mains)	9102900013



## Dometic TEC 60EV

3.39

6.2 kW generator for 230 volts AC, fuelled by regular unleaded petrol



<b>Output voltage</b>	230 V AC $\pm 1\%$ (continuous)/ pure sine wave $\sim$
<b>Total distortion factor</b>	< 3 %
<b>Frequency</b>	50 Hz $\pm 1\%$
<b>Max. starting current</b>	85 W
<b>Continuous output</b>	6,200 W
<b>Peak power</b>	6,500 W
<b>Engine output</b>	6,0 (8,9) kW (PS)
<b>Operating mode/fuel</b>	Normal unleaded ROZ 91 petrol
<b>Power consumption</b>	max. 3.7 l/h
<b>Sound level at 7 metres</b>	66 dBA
<b>Guaranteed sound level</b>	90 dBA
<b>Dimensions (W x H x D)</b>	626 x 474 x 544 mm
<b>Housing finish</b>	Stainless steel
<b>Weight</b>	112 kg
<b>Auto-start function</b>	●
<b>12-volt output for battery charging</b>	●
<b>Quality features</b>	Low-oil cut-off, electrical starter, overload and short-circuit protection, sound insulation, operation via external control panel, alarm functions, variable generator speed
<b>Test marks</b>	E13

Product	Ref. No.
Dometic TEC 60EV	9102900303
<b>/ Optional extras</b>	
Plastic petrol tank with lock cap and fuel reserve float, 15 litres	9102900009
Plastic petrol tank with supports and feed-mouth incorporated, 15 litres	9102900010
20-litre stainless steel tank	9102900011
Hose set	9102900003
Flexible metal hose 25 mm, 2 m	9102900137
Flexible metal hose 25 mm, 5 m	9102900138



# ELECTRONIC ACCESSORIES

Accessories for coolers and refrigerators – cooling without compromise


No need to accept any restrictions in the use of a cooling box, even if it's a simple or older make. CoolPower accessories provide plenty of flexibility. They can be used to run a 12-volt device from a 24-volt

battery or from a mains supply. It's also possible to connect a clever device to prevent excessive battery drainage.

## Dometic CoolPower M 50U

3.16



Battery monitor for universal 12 V applications

	<b>Output voltage</b>	12 V
	<b>Output current</b>	5 A
	<b>Continuous power at 25°C</b>	65 W
	<b>Weight</b>	0.12 kg
<b>Product</b>		<b>Ref. No.</b>
Dometic CoolPower M 50U		9600000446

## Domestic CoolPower EPS 817 / EPS 100

3.16



Mains adapter, from 230 V to 12 / 24 V

		EPS 817	EPS 100
<p>EPS 817</p> 	<b>Input voltage</b>	230 V AC / 50 Hz	230 V AC
	<b>Output voltage</b>	13 V DC	25 V DC
<p>EPS 100</p> 	<b>Continuous load</b>	6 A	–
	<b>Battery voltage</b>	12 V DC	12 / 24 V DC
	<b>Dimensions (W x H x D)</b>	115 x 64 x 170 mm	115 x 65 x 185 mm
	<b>Weight</b>	0.6 kg	0.7 kg
	<b>Product</b>	<b>Ref. No.</b>	
	Domestic CoolPower EPS 817	9600000439	
	Domestic CoolPower EPS 100	9600000440	

## Domestic CoolPower MPS 50 / MPS 80

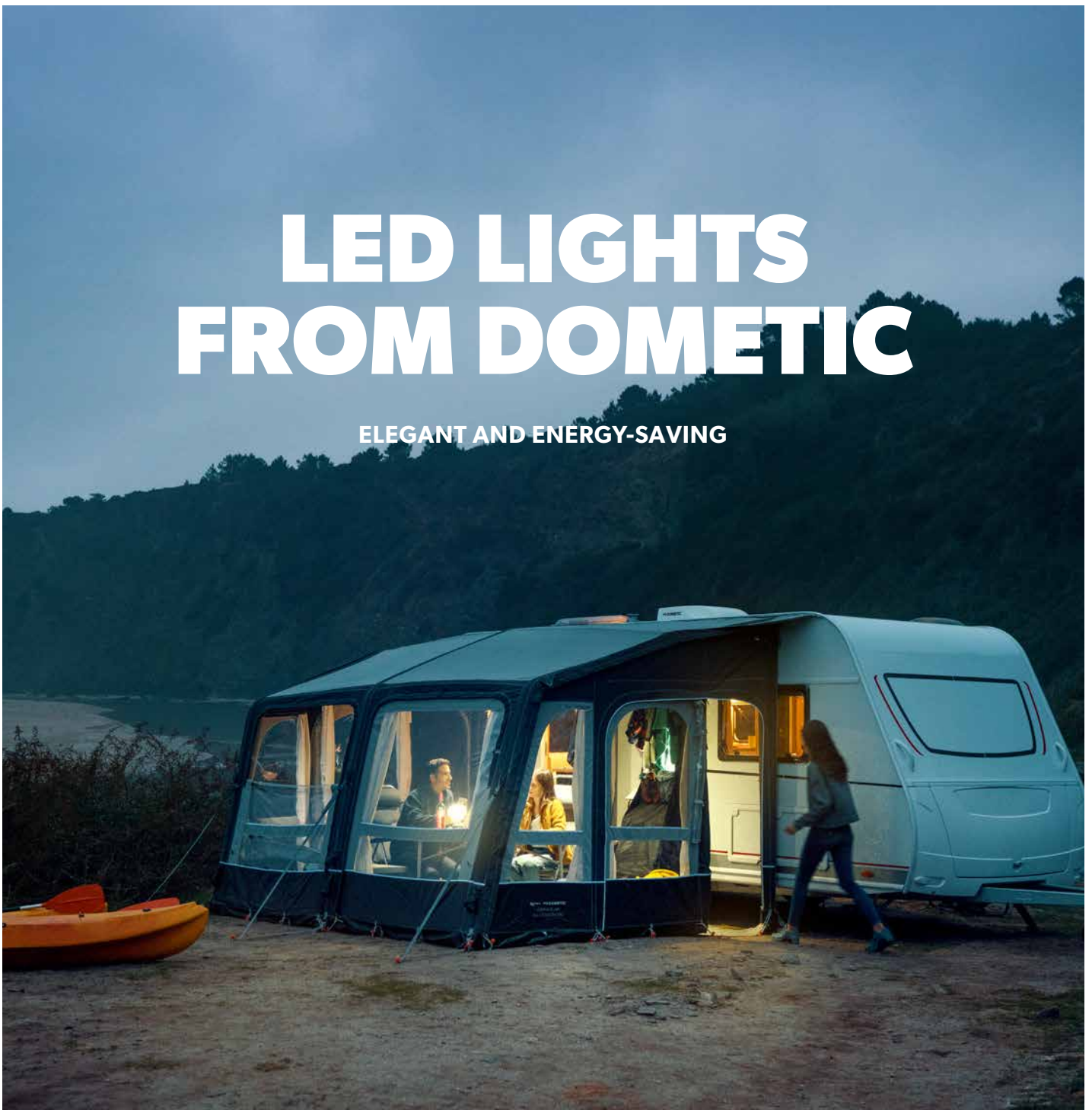
3.16

Mains adapter, connects 24 V appliances to 110–240 V mains

		MPS 50	MPS 80
<p>MPS 50</p> 	<b>Input voltage</b>	110 – 240 V AC	110 – 240 V AC
	<b>Continuous power at 25 °C</b>	150 W	252 W
<p>MPS 80</p> 	<b>Output voltage</b>	27 V DC	27 V DC
	<b>Output current</b>	6 A	9 A
	<b>Battery voltage</b>	12 / 24 V DC	12 / 24 V DC
	<b>Dimensions (W x H x D)</b>	120 x 70 x 200 mm	120 x 70 x 200 mm
	<b>Weight</b>	1 kg	1 kg
	<b>Product</b>	<b>Ref. No.</b>	
	Domestic CoolPower MPS 50	9600000441	
	Domestic CoolPower MPS 80	9600000442	

# LED LIGHTS FROM DOMETIC

ELEGANT AND ENERGY-SAVING



In close cooperation with leading vehicle manufacturers we have created attractive lighting solutions for motorhomes and caravans. Most of them are based on state-of-the-art LED technology, which saves up to 90 % energy compared to conventional halogen lamps and gives a much longer battery running time in off-mains operation.

The Dometic lighting range includes recessed spotlights for neat integration in ceilings and walls, surface-mounted spots that can be turned and swivelled to the optimal angle, and a collection of low-

profile LED modules in different shapes and sizes. From reading lamps and kitchen cabinet lighting to access lights and pleasant ambient lighting – our light designers have thought of everything.

This catalogue presents a small selection of our products for retrofitting. Pick what suits your idea of a perfectly illuminated vehicle, and get in touch if you want more inspiration.

**Dometic L70TM**

3.35

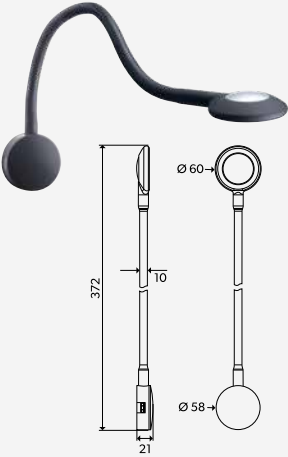

LED swan neck lamp with touch switch

	<b>Voltage</b>	10 – 15 V DC
	<b>Power input</b>	3 W + 0.2 W (night light)
	<b>Energy consumption in 1000 h</b>	3 kWh
	<b>Energy class</b>	
	<b>Luminous flux</b>	160 lm
	<b>Lifetime</b>	25000 h
	<b>Light colour</b>	warm white (3000 K)
	<b>Material</b>	metal
	<b>Dimensions</b>	213 x 45 mm
	<b>Quality features</b>	Includes blue night light. Ideal for bedroom and living areas. Elegant chrome looks, concealed screw fasteners.
<b>Product</b>		<b>Ref. No.</b>
L70TM		9106506321

**Dometic L80TM**

3.35

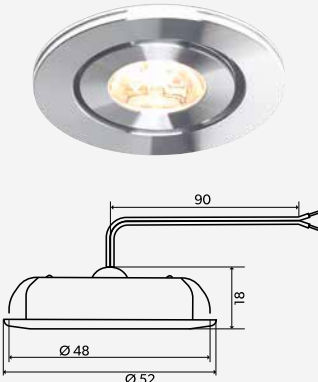

LED swan neck lamp

	<b>Voltage</b>	10 – 15 V DC
	<b>Power input</b>	2 W
	<b>Energy consumption in 1000 h</b>	2 kWh
	<b>Energy class</b>	
	<b>Luminous flux</b>	120 lm
	<b>Lifetime</b>	30000 h
	<b>Light colour</b>	warm white (3000 K)
	<b>Material</b>	plastic/metal
	<b>Dimensions</b>	Length: 372 mm, spot head: Ø 60 mm, base: Ø 58 mm
	<b>Quality features</b>	From high-quality plastic material, pleasant to the touch. Lamp base integrates two USB charging ports (1 A and 2 A). Convenient touch sensor. Requires 18 W or more for simultaneous operation of light, 1 A and 2 A USB ports.
<b>Product</b>		<b>Ref. No.</b>
L80TM		9106506669

**Dometic L100RM**

3.35



Swivelling LED spot for recessed mounting

	<b>Voltage</b>	12 V DC
	<b>Power input</b>	1.4 W
	<b>Energy consumption in 1000 h</b>	1 kWh
	<b>Energy class</b>	
	<b>Luminous flux</b>	90 lm
	<b>Lifetime</b>	25000 h
	<b>Light colour</b>	warm white (3000 K)
	<b>Material</b>	aluminium/plastic
	<b>Dimensions</b>	Ø 53 mm x 22 mm
	<b>Quality features</b>	Precision turned, with optical lens. Trendy design. Dimmable.
<b>Product</b>		<b>Ref. No.</b>
L100RM		9106506655

**Dometic DTO-03**

3.35



DTO LED module

	<b>Voltage</b>	10 – 15 V DC
	<b>Power input</b>	3 W
	<b>Energy consumption in 1000 h</b>	3 kWh
	<b>Energy class</b>	
	<b>Luminous flux</b>	140 lm
	<b>Lifetime</b>	50000 h
	<b>Light colour</b>	warm white (3000 K)
	<b>Material</b>	aluminium/metal
	<b>Dimensions</b>	100 x 100 x 5 mm
	<b>Quality features</b>	Extremely low profile. Very consistent light, dimmable. Supplied incl. adhesive pad and screw fasteners
<b>Product</b>		<b>Ref. No.</b>
DTO-03		9106506660

**Dometic DTO-06**

3.35


DTO LED module

	<b>Voltage</b>	10 – 15 V DC
	<b>Power input</b>	6 W
	<b>Energy consumption in 1000 h</b>	6 kWh
	<b>Energy class</b>	
	<b>Luminous flux</b>	330 lm
	<b>Lifetime</b>	50000 h
	<b>Light colour</b>	warm white (3000 K)
	<b>Material</b>	aluminium/metal
	<b>Dimensions</b>	200 x 100 x 5 mm
	<b>Quality features</b>	Extremely low profile. Very consistent light, dimmable. Supplied incl. adhesive pad and screw fasteners
<b>Product</b>		<b>Ref. No.</b>
DTO-06		9106506661

## Dometic RainTec RT 100

4.70


### Illuminated drainage

	<b>Material</b>	Aluminium
	<b>Voltage</b>	12 V DC
	<b>Power Input</b>	7 W
	<b>Energy consumption in 1000 h</b>	7 kWh
	<b>Luminous flux</b>	435 lm
	<b>Light Colour</b>	Warm white (3000 K)
	<b>Material</b>	Aluminium
	<b>Dimensions</b>	1500 x 20 x 6 mm
	<b>Quality Features</b>	<ul style="list-style-type: none"> <li>• Rain gutter for Fiat Ducato sliding doors (Campervans and Panelvans)</li> <li>• Prevents rainwater getting in when the door is open</li> <li>• Also features an integrated LED light strip</li> <li>• Illuminates the area in front of the door</li> <li>• Combine RT100 and FFB8 to get a Coming home function!</li> </ul>
	<b>Product</b>	<b>Ref. No.</b>
Dometic RainTec RT 100, illuminated drainage, black version	9106505301	
Dometic RainTec RT 100, illuminated rain gutter for Fiat Ducato sliding doors, white	9106505302	
<b>Optional accessory</b>		
Remote control for LED lights and SMD flexi-strips	9106504080	

## Dometic Light FFB 8

4.70

### Remote control for LED lights and SMD flexi-strips

	<b>Description</b>	Radio remote control with dimmer function for extended control over LED lights and SMD flexi-strip, which gives you the possibility to have the right illumination in or outside of your vehicle.
	<b>Voltage</b>	12 / 24 V DC
	<b>Max. Load Current</b>	8 A
	<b>Material</b>	Plastic
	<b>Dimensions</b>	110 x 56 x 34 mm
	<b>Quality Features</b>	<ul style="list-style-type: none"> <li>• Convenient operation with hand transmitter</li> <li>• Dimmer function for LED lamps and SMD flexi-strips</li> <li>• Terminal sockets for easy installation</li> <li>• Perfect combination for RainTec RT100</li> </ul>
	<b>Product</b>	<b>Ref. No.</b>
Dometic Light FFB 8	9106504080	



# ENERGY ON THE MOVE: EVERYTHING FOR MOBILE POWER SUPPLY

The Dometic NDS brand is backed by a dedicated team of engineers committed to the development of technological solutions related to energy in motion. Sourcing from a deep know-how in batteries, the beating heart of all mobile power supply systems, the energy specialists have created a complete "energy eco system" for applications as diverse as RVs, motorbikes, boats, commercial vehicles and aerial platforms.

This catalogue presents the Dometic NDS collection for recreational vehicles. The comprehensive offer extends from batteries, solar panels and inverters for independent power supply via smart control systems for convenient on-board power management right through to such essentials as battery chargers and charging boosters.


Welcome to the Dometic NDS portfolio! All products on the following pages are designed and manufactured exclusively in Italy. Our energy specialists will gladly assist you in creating reliable energy eco systems for your customers.



## BATTERY CHARGERS

Fast and reliable battery charging while travelling or on a 230 V AC mains supply: Dometic NDS battery chargers and charging boosters make it possible. OPTICHARGE technology keeps batteries healthy for longer!

Page 170 - 177



## SOLAR PANELS

Silver framed or all-black, extra-lightweight or ultra-flexible: Dometic NDS solar panels come in different designs and watt ratings. Simply pick the model to match the vehicle and energy demand.

Page 178 - 185





## MANAGEMENT & CONTROL

Solar regulators for fast and gently battery charging with energy from the sun. N-BUS system for convenient control of all comfort devices via a single display or mobile app. Clever accessories to manage and protect the batteries on board.

Page 186 – 195



## INVERTERS

230 volts on board: pure sine wave inverters for sensitive electronic appliances, modified sine wave inverters for simpler loads. High-end sine wave inverters with integrated mains priority circuit for maximum convenience.


Page 196 – 201



## BATTERIES

From top-notch lithium-batteries to high-performance AGM batteries – take your pick from a comprehensive range that covers virtually all mobile application.

Page 202 – 209



# POWERSERVICE PSB

New generation DC-DC boosters

**Up to 80 A charging power also with smart alternator (EURO6)**

**Charging curves suitable for all battery technologies**

**Up to 8 charging steps with Opticharge algorithm**

The new DC-DC boosters of the POWERSERVICE PSB series are powerful travel chargers that are also highly efficient with smart alternator (Euro 6) vehicles.

High charging currents (up to 80 A) make PSBs ideal for fast charging lithium batteries or high capacity traditional systems; Buck Booster technology, stabilizes the charge making PSBs ideal for all vehicles, where fast and correct charging of batteries of any technology is important: LiFePO4, AGM, gel, wet.

All PSBs are equipped with the intelligent OPTICHARGE system, which optimises the performance and yield of leisure batteries by selecting a specific charging curve for each technology using the specific charging curve selection and the state of charge analysis algorithm developed by the NDS Software Team.

The POWERSERVICE PSB is the only device on the market with an AUX connection, allowing the PSB to be installed in vehicles with existing charging systems.

When the vehicle is in motion, the AUX relay shifts all the loads connected in the control unit to the engine battery, thus bypassing the existing parallel charging connection, so the leisure battery will be recharged directly, at maximum performance.

As well as power, safety is also important. PSB protection systems prevent the alternator from overloading and the engine battery from running out of power.

## Main Features:

- Up to 80 A power
- Selectable charging power (for higher performance models)
- Up to 8 charging steps with Opticharge algorithm
- Buck Booster technology for super stable charging
- Aux bypass for direct connection of extra loads to the alternator
- N-Bus communication protocol
- Optional Bus display
- Specific charging curve for batteries: LiFePO4, AGM, gel, wet
- Alternator and starter battery always safe from overload, unexpected stress and under voltage



## NDS CONTROLLER

### Display Bus and NDS Mobile App

Devices with N-BUS protocol, such as POWERSERVICE PSB, can be managed by a single Display Bus (optional) and the NDS Mobile App (if there is a Bluetooth® NDS device in the same network).

Discover how easy it is to control PSB via the Display Bus (or via dip switches): Setting the desired charge curve and the charge current limit is always at your disposal, just a click away.

Display Bus Dometic TD283



NDS Mobile App



# MAXIMUM CHARGING POWER WHILE TRAVELLING.

Even with Euro 6 and smart alternator!

Charge while you travel, arrive at your destination with 100% batteries, don't run out of power, avoid all generators and extra fuel, travel lighter and above all enjoy your independence!

PSB Power Service: up to 80 A of power always available to charge your batteries quickly, anywhere.

## POWERSERVICE PSB MODELS

Model	Ref. no.	Alternator minimum power	Nominal voltage		Maximum selectable
			Input	Output	Charging current
PSB 12-40	9620008144	90 A	12V	12V	40 A
PSB 12-80	9620008291	140 A	12V	12V	40 A / 60 A / 80 A
PSB 24-40	9620008307	70 A	24V	24V	40 A
PSB 24-60	9620008149	100 A	24V	24V	30 A / 45 A / 60 A
PSB 24/12-40	9620008430	55 A	24V	12V	40 A
PSB 24/12-80	9620008311	70 A	24V	12V	40 A / 60 A / 80 A
PSB 12/24-20	9620008335	90 A	12V	24V	20 A
PSB 12/24-40	9620008372	140 A	12V	24V	40 A

# POWERSERVICE

## DC-DC travel battery charger

Also suitable for  
LiFePO4 batteries

Solid and durable construction

Up to 5 charging steps

### POWERSERVICE PLUS


**Main Features:**

- Two different supply sources
- Microprocessor charge management
- 5 stage charge with desulfation
- Battery type selection: lithium, AGM, gel, wet
- Up to 40 Ampere recharge each travel hour

### POWERSERVICE GOLD

**Main Features:**

- Three different supply sources
- Microprocessor charge management
- 5 stage charge with desulfation
- Lithium, AGM, gel, wet, battery type selection
- Up to 40 Ampere recharge each travel hour




Powered by:  
Solar Panel  
Alternator



Powered by:  
Alternator  
Solar Panel  
Main power supply

### Choose the POWERSERVICE for you!

Model	Ref. no.	Charging voltage	Power input			Maximum charging current		
			Alternator (p.Min)	Solar (max)	Main power supply	Alternator	Solar	Main power supply
<b>PLUS 25</b>	9620008398	12V	70A-12V	250W	NO	25A	20A	NO
<b>PLUS 30</b>	9620008389	12V	90A-12V	250W	NO	30A	20A	NO
<b>PLUS 40</b>	9620008227	12V	110A-12V	250W	NO	40A	20A	NO
<b>GOLD 25-M</b>	9620008154	12V	70A-12V	250W	100/240 VAC	25A	20A	20A
<b>GOLD 30-M</b>	9620008132	12V	90A-12V	250W	100/240 VAC	30A	20A	20A
<b>GOLD 40-M</b>	9620008303	12V	110A-12V	250W	100/240 VAC	40A	20A	20A



# BCN BATTERY CHARGERS

## Powerful AC-DC chargers

Maximum charge and energy efficiency with the new connected chargers Battery Charger BCN.

When 230 V AC is available, it is important to get the maximum charge for the on-board batteries in the shortest possible time. The new Battery Charger BCN (AC-DC) allows simultaneous charging of up to 3 batteries with an optimized 6-step charging curve and charging current control via Display Bus TD283 or NDS | Dometic Mobile App for smartphones.

Through the Ci-Bus protocol, which is compatible with the N-BUS, the BCN can be integrated into the NDS Dometic energy ecosystem and share useful information for charge monitoring. To use the Mobile App, all that is needed is a Temptra Lithium battery or a Suncontrol2 Bluetooth and Display TD283 connected to the N-BUS network.

The incredible charging power of up to 80 A (depending on the model) of the BCN battery charger is the ideal solution to take full advantage of the characteristic fast charging of lithium batteries (LiFePO4), and by selecting the appropriate charging curve, it is possible to safely charge even lead/lead acid batteries (AGM, gel, acid-free battery).

The separate power outputs (except the one dedicated to the starter battery) allow an innovative flexibility of use: the outputs can be used individually or summed to obtain the maximum rated charging power.

The 25A model has a separate output dedicated exclusively to charging the starter battery. With the OPTICHARGE algorithm, it is possible to keep the charger always connected to the mains and charge the batteries only when needed, without loading them.

## BATTERY CHARGERS

### Main Features:

- Up to 80A charging current
- Charges up to 3 batteries simultaneously
- Monitorable via mobile app and TD283 display
- Charges the starter battery (BCN1225)
- Suitable for LiFePO4 and all lead-acid batteries
- OPTICHARGE charging firmware
- Flexible configuration of power outputs
- Selectable charge curves
- Up to 6 charging levels



Model	Ref. no	Charging current	Number of current outputs	Charging curve	Load type	Dimensions
<b>BCN 1225</b>	9620013436	25A	2 Service batteries, 1 Starter battery	AGM, Gel, Acid-free, LiFePO4	6 steps	238x179x63mm
<b>BCN 1250</b>	9620013434	50A	3 Service batteries	AGM, Gel, Acid-free, LiFePO4	6 steps	283x208,5x75mm
<b>BCN 1280</b>	9620013435	80A	3 Service batteries	AGM, Gel, Acid-free, LiFePO4	6 steps	303x208,5x75mm





# SMARTCHARGER

## Universal AC-DC battery chargers

SMARTCHARGER is a series of battery chargers, equipped with advanced micro controller technology to meet the daily needs. According to the model, the devices perform up to 9 charging steps. Steps include the diagnosis, to check whether the battery is able to accept and maintain the charge, the desulfation which helps maintain the plates clean from sulfate and extend the life of

batteries, the maintenance (last generation) that keeps the battery to the 95-100% of the capacity, supplying the current when the battery starts to discharge, in order to not "stress" it during long periods of charge.

(Example: Maintenance of a seasonal vehicle battery during the winter).

### Main Features:

- Suitable also for LiFePO4 batteries
- New OPTICHARGE firmware
- Selectable charging curves
- Up to 9 charging steps
- IP65 protection

**OPTICHARGE, the new firmware from the NDS software team, for always ready and healthy batteries. Charge is optimized using technical specifications selected by NDS specialists. Voltage and current levels are always monitored.**



**BATTERY CHARGERS**



SCS2	
<b>Ref. no.</b>	9620008134
<b>Nominal Voltage</b>	12V
<b>Charging current</b>	2A
<b>Charging curves</b>	AGM, Gel, Wet
<b>Charging method</b>	3 steps
<b>Activation Voltage</b>	2V
<b>Battery Charge Capacity</b>	3-40Ah
<b>Battery Maintenance Capacity</b>	Up to 80Ah
<b>Protection</b>	IP65



SCS4	
<b>Ref. no.</b>	9620008370
<b>Nominal Voltage</b>	12V
<b>Charging current</b>	1 – 4A
<b>Charging curves</b>	AGM, Gel, Wet, Lithium
<b>Charging method</b>	9 steps
<b>Activation Voltage</b>	2V
<b>Battery Charge Capacity</b>	5-80 Ah
<b>Battery Maintenance Capacity</b>	Up to 100 Ah
<b>Protection</b>	IP65



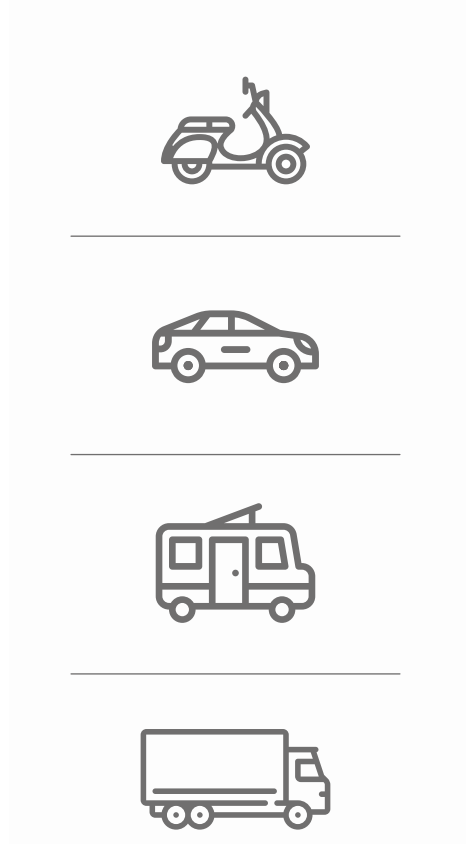
SCS8	
<b>Ref. no.</b>	9620008385
<b>Nominal Voltage</b>	12V
<b>Charging current</b>	2 – 8A
<b>Charging curves</b>	AGM, Gel, Wet, Lithium
<b>Charging method</b>	9 steps
<b>Activation Voltage</b>	2V
<b>Battery Charge Capacity</b>	10-160Ah
<b>Battery Maintenance Capacity</b>	Up to 250Ah
<b>Protection</b>	IP65



SCS15	
<b>Ref. no.</b>	9620008313
<b>Nominal Voltage</b>	12V
<b>Charging current</b>	2 – 15A
<b>Charging curves</b>	AGM, Gel, Wet, Lithium
<b>Charging method</b>	9 steps
<b>Activation Voltage</b>	2V
<b>Battery Charge Capacity</b>	10-250Ah
<b>Battery Maintenance Capacity</b>	Up to 400Ah
<b>Protection</b>	IP20



SCM25	
<b>Ref. no.</b>	9620008240
<b>Nominal Voltage</b>	12V – 24V
<b>Charging current</b>	25A – 12.5A
<b>Charging curves</b>	AGM, Gel, Wet, Lithium
<b>Charging method</b>	9 steps
<b>Activation Voltage</b>	2V
<b>Battery Charge Capacity</b>	50-350 Ah
<b>Battery Maintenance Capacity</b>	Up to 500 Ah
<b>Protection</b>	IP20





# SOLENERGY

## Silver solar panels

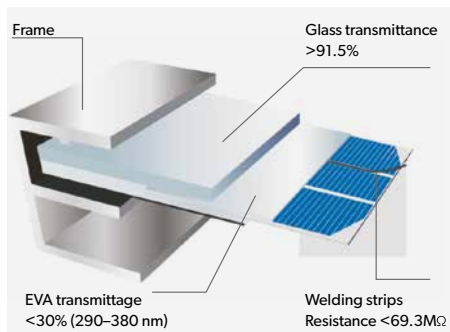

### Monocrystalline cells

### Easy installation

### Built-in brackets

SOLENERGY solar panels combine modern construction technologies in the photovoltaic sector with a complete setup and easy installation. The mounting bracket integrated into the panel guarantees superior steadiness and sturdiness, allowing the panel to be kept at the correct distance from the vehicle body, thus facilitating ventilation and avoiding any leakage.

Each module is made with high pure monocrystalline silicon cells, protected by a Tedlar sheet and textured tempered glass characterized by: high transparency, low iron content and anti-reflective coating that increases the efficiency up to 18.5%, all enclosed in two sheets of EVA (Ethylene Vinyl Acetate). Special bypass diodes protect the cells from over-voltage and minimize the loss of power due to possible shading phenomena.



### Integrated bracket

Aluminum brackets integrated into the panel, with aerodynamic frame and plastic side covers make the panel sturdy, safe, easy and quick to install.

### Structure

Aluminum frame, high transmittance glass: 91.5%  
Low-resistance connection strips: <69.31MΩ  
EVA transmittance: <30% (290-380NM).

### Up to 6 m cable length

Each panel is equipped with an up to 6 meters long bipolar connection cable, with an external protection sheath resistant to any climatic condition.



	PSM 85 WP	PSM 100 WP	PSM 100 WP-S	PSM 120 WP	PSM 150 WP	PSM 175 WP
<b>Ref. no.</b>	9620008534	9620008320	9620008171	9620008317	9620008236	9620008484
<b>Ref. no. incl. SCE320</b>	9620008506	9620008434	9620008461	9620008446	9620008493	9620008249
<b>Ref. no. incl. SCE360</b>	9620008561	9620008176	9620008394	9620008487	9620008206	9620008546
<b>Ref. no. incl. SCE320B</b>	9620013094	9620013095	9620013096	9620013097	9620013098	9620013099
<b>Ref. no. incl. SCE360B</b>	9620013100	9620013101	9620013102	9620013103	9620013104	9620013105
<b>Cell Number</b>	36	36	36	36	32	36
<b>Nominal Voltage</b>	12V	12V	12V	12V	12V	12V
<b>Maximum Power</b>	85 WP±3%	100 WP±3%	100 WP±3%	120 WP±3%	150 WP±3%	175 WP±3%
<b>Size (mm)</b>	1165x530x60	1320x530x60	1727x416x60	1520x530x60	1475x676x60	1625x676x60
<b>Weight</b>	9.0 kg	9.5 kg	10 kg	10.5 kg	12.5 kg	14.5 kg
<b>Open Circuit Voltage</b>	22.79V	23.7V	22.74V	23.75V	20.85V	23.67V
<b>Short Circuit Current</b>	4.81A	5.5A	5.66A	6.54A	9.30A	9.58A
<b>Maximum Power Voltage</b>	18.83V	19.57V	18.94V	19.62V	17.23V	19.56V
<b>Maximum Power Current</b>	4.52A	5.11A	5.28A	6.12A	8.71A	8.95A
<b>Cable Length 6 m</b>	2x 2.5 mm <sup>2</sup>	2x 2.5 mm <sup>2</sup>	2x 2.5 mm <sup>2</sup>	2x 2.5 mm <sup>2</sup>	2x 2.5 mm <sup>2</sup>	2x 4 mm <sup>2</sup>



# BLACKSOLAR

## Black solar panels

**PERC cells more power, less space**

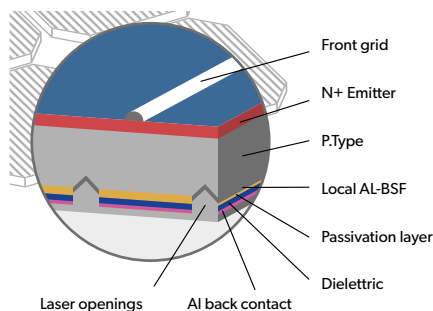
**Total black**

**Built-in brackets**

Frame, structure, cells, strings all completely black: the BLACKSOLAR panels capture a greater amount of solar energy. In half-light conditions, such as sunrise and sunset, they generate more electricity than standard solar modules.

High efficiency monocrystalline cells and excellent raw materials make BLACKSOLAR a cutting-edge panel in the photovoltaic sector, reaching an efficiency of 19.0%.

### MORE POWER, less space



#### Integrated bracket


Aluminum brackets integrated into the panel, with aerodynamic frame and plastic side covers make the panel sturdy, safe, easy and quick to install.

#### PERC cells

Passivated Emitter and Rear Cell: a new technology to increase the conversion efficiency by adding a dielectric passivation layer on the rear of the cell.

#### Up to 6 m cable length

Each panel is equipped with an up to 6 meters long bipolar connection cable, with an external protection sheath resistant to any climatic condition.



	<b>BS 115 WP</b>	<b>BS 165 WP</b>	<b>BS 185 WP</b>	<b>BS 230 WP</b>
<b>Ref. no.</b>	9620008387	9620008542	9620008505	9620012961
<b>Ref. no. incl. SCE320</b>	9620008407	9620008308	9620008437	9620013085
<b>Ref. no. incl. SCE360</b>	9620008309	9620008162	9620008207	9620013076
<b>Ref. no. incl. SCE320B</b>	9620013086	9620013087	9620013088	9620013089
<b>Ref. no. incl. SCE360B</b>	9620013090	9620013091	9620013092	9620013093
<b>Cell Number</b>	33	32	36	160
<b>Nominal Voltage</b>	12V	12V	12V	12V
<b>Maximum Power</b>	115 WP±3%	165 WP±3%	185 WP±3%	230 WP±3%
<b>Size (mm)</b>	1385x530x60	1495x680x60	1645x680x60	1885x720x60
<b>Weight</b>	10 kg	14 kg	15.5 kg	17.5 kg
<b>Open Circuit Voltage</b>	22.41V	21.6V	24.08V	27.05V
<b>Short Circuit Current</b>	6.63A	9.78A	9.81A	10.91A
<b>Maximum Power Voltage</b>	18.5V	17.84V	19.9V	21.99V
<b>Maximum Power Current</b>	6.22A	9.25A	9.3A	10.46A
<b>Cable Length 6 m</b>	2x 2.5 mm <sup>2</sup>	2x 2.5 mm <sup>2</sup>	2x 4 mm <sup>2</sup>	2x 4 mm <sup>2</sup>



# LIGHTSOLAR

## Lightweight solar panels

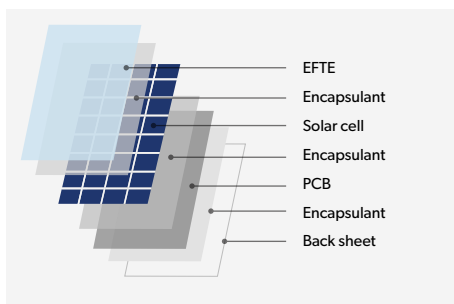
**5% flexibility**

**Thin, light and robust**

**Hidden connection available, ideal for top hop roof**

LIGHTSOLAR is the “Glass & Frameless” solar panels range designed for applications where weight, thickness and resistance are fundamental characteristics. The cells, with an efficiency of 18.75%, are embedded in an exclusive multi-layer structure: the upper layer is a plastic polymer called ETFE, highly resistant to corrosion and weathering, so that it can be defined as self-repairing. The surface of the panel, always exposed to scratches or other accidental shocks, is able to self-model, returning to the initial shape ideal for capturing sunlight.

The lower layer of the structure consists of an PCB sheet to contain and dissipate as much as possible the heat generated by the cells and to give the panel so much strength that it is even walkable (with suitable and soft footwear).



### Structure

7 layers, including the ETFE surface, the best surface in terms of efficiency and durability, and a PCB sheet improving the heat dissipation and hardness.



### Junction box

The aerodynamic box contains the 3-meter connection cable and the bypass diodes to reduce shading.



SOLAR PANELS



	LSE 105 BF	LSE 160 BF	LSE 195BF	LSE 105 BR	LSE 200BR
	FRONT CONNECTION			BACK CONNECTION	
<b>Ref. no.</b>	9620008281	9620008306	9620008480	9620008450	9620008330
<b>Ref. no. incl. SCE320</b>	9620008388	9620008252	9620008499	9620008543	9620008316
<b>Ref. no. incl. SCE360</b>	9620008384	9620008304	9620008528	9620008266	9620008431
<b>Ref. no. incl. SCE320B</b>	9620013106	9620013107	9620013108	9620013109	9620013110
<b>Ref. no. incl. SCE360B</b>	9620013111	9620013112	9620013113	9620013114	9620013115
<b>Cell Number</b>	36	36	35	36	36
<b>Nominal Voltage</b>	12V	12V	12V	12V	12V
<b>Maximum Power</b>	105 WP±3%	160 WP±3%	195 WP±3%	105 WP±3%	200 WP±3%
<b>Size (mm)</b>	1068x503x4	1253x673x4	1488x673x4	1018x503x4	1488x673x4
<b>Weight</b>	3.97 kg	5.82 kg	6.75 kg	3.93 kg	6.79 kg
<b>Open Circuit Voltage</b>	23.3 V	23.3 V	22.3 V	23.3 V	23.3 V
<b>Short Circuit Current</b>	5.45 A	8.72 A	11.08 A	5.45 A	10.9 A
<b>Maximum Power Voltage</b>	19.8 V	19.8 V	19 V	19.8 V	19.8 V
<b>Maximum Power Current</b>	5.3 A	8.08 A	10.3 A	5.3 A	10.1 A
<b>Cable Length 3 m</b>	2x 2.5 mm <sup>2</sup>	2x 2.5 mm <sup>2</sup>	2x 2.5 mm <sup>2</sup>	2x 2.5 mm <sup>2</sup>	2x 2.5 mm <sup>2</sup>

A completely flat surface, thanks to the use of a new connection method called the Back Junction Box, and laminated diodes included in the structure of the panel itself. The connection cable, located at the back, removes the Junction Box from the exposed surface of the panel. The round box, only 30 mm in diameter, tightens the cable, making the connection firm and secure. This version is ideal for pop-up roofs, minimising clutter and eliminating cable tangles as well as unsightly and complex cable glands.





# SOLARFLEXEVO

## Flexible solar panels

**Ultra- lightweight**

**High efficiency mono-  
crystalline cells**

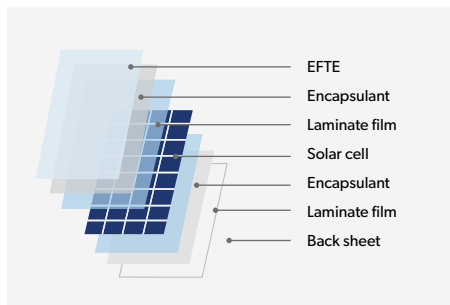

**30% flexibility**

Adapts to nonlinear surfaces thanks to a high degree of flexibility, provides maximum performance with the minimum possible footprint: all this is SOLARFLEXEVO. SOLARFLEXEVO is the ideal choice for panel vans, providing an optimal yield. To ensure the best results in the smallest possible space, the SOLARFLEXEVO range is built with quality cells featuring an energy efficiency of 20%.

### Main Features:

- Monocrystalline cells
- Encapsulated with 9 layers
- Immune from micro-cracks
- Efficiency: 20%
- Excellent efficiency at high temperatures
- Low power loss in case of shading

## Energy has never been so FLEXIBLE



### Monocrystalline cells

The photovoltaic cells of the SOLARFLEXEVO panel are designed for maximum performance in small spaces. The evolution of pure monocrystalline silicon in the smallest possible space and with maximum efficiency.

### Structure

Built with 7 layers, including the ETFE surface, the best surface in terms of efficiency and durability.

### Junction box

Each panel is equipped with a special Junction Box: location of the 3- meter bipolar connection cable with external protective sheath resistant to all weather conditions.





	<b>SFS 60 WP</b>	<b>SFS 115 WP</b>	<b>SFS 140 WP</b>	<b>SFS 155 WP</b>
<b>Ref. no.</b>	9620008324	9620008403	9620008410	9620008343
<b>Ref. no. incl. SCE320</b>	9620008177	9620008312	9620008429	9620008553
<b>Ref. no. incl. SCE360</b>	9620008460	9620008364	9620008255	9620008349
<b>Ref. no. incl. SCE320B</b>	9620013077	9620013078	9620013079	9620013080
<b>Ref. no. incl. SCE360B</b>	9620013081	9620013082	9620013083	9620013084
<b>Cell Number</b>	32	32	40	44
<b>Nominal Voltage</b>	12V	12V	12V	12V
<b>Maximum Power</b>	60WP±3%	115WP±3%	140WP±3%	155WP±3%
<b>Size (mm)</b>	600x540x2	1110x540x2	1360x540x2	1480x540x2
<b>Weight</b>	1.6 kg	2.4 kg	2.8 kg	3.1 kg
<b>Open Circuit Voltage</b>	20.7V	21.9V	27V	30V
<b>Short Circuit Current</b>	3.3A	6.26A	6.21A	6.23A
<b>Maximum Power Voltage</b>	18.23V	18.72V	23.1V	25.6V
<b>Maximum Power Current</b>	3.29A	6.14A	6.06A	6.05A
<b>Cable Length 3 m</b>	2x 2.5 mm <sup>2</sup>	2x 2.5 mm <sup>2</sup>	2x 2.5 mm <sup>2</sup>	2x 2.5 mm <sup>2</sup>



## OPTIONAL

### Accessories

PST / Ref. no. 9620008440  
 PG 9 / Ref. no. 9620008302  
 PG 13.5 / Ref. no. 9620008158



Included in the Kits SOLENERGY, BLACKSOLAR, SOLARFLEXEVO.

Cable box for cable routing with PG configuration



# SUNCONTROL2

## MPPT regulator with N-BUS

**Also suitable for LiFePO4 batteries**

**+30% more from your solar panels  
with MPPT technology**

**Starter battery charging line output**

SUNCONTROL2 is the latest and innovative charge controller for photovoltaic modules from NDS with separate inputs for two solar panels.

The MPPT technology, allows you to maximise the energy from any type of solar panel (12V nominal), performing the most modern charging curves, even for LiFePO4 batteries.

The special Opticharge algorithm developed by the NDS Software Team optimises charging according to the battery needs and extends its life.

SUNCONTROL2 is equipped with the new N-BUS communication protocol, compatible with CI-Bus: now you can monitor, control and update all on-board devices from a single NDS Controller.

SUNCONTROL2 is available in two different versions: SCE 320 for up to 320 W total, and SCE 360 supporting up to 360 W total. Both models are available in a Bluetooth® version with which the NDS App can be used.

**SUNCONTROL2 Main Features:**

- Selector for Lithium LiFePO4, AGM, gel and wet
- 6-stage charging curves with Opticharge algorithm
- N-Bus communication protocol, CI-Bus compatible
- Display Bus TD283 and NDS Mobile App connection
- Starter battery charge
- Separate inputs for two solar panels
- Desulfation option
- Temperature sensors (optional)
- Display Bus TD283 (optional)
- Bluetooth® version (for NDS App Control)



## WHAT DOES MPPT MEAN?

**This is the algorithm that allows to always exploit the “Maximum power point track”**

Supplied by the panel. A charge regulator with MPPT technology can achieve a significantly higher efficiency than PWM technology (up to 25% more). The MPPT regulator is ideal where space is limited because in less space you get more energy!



## WHAT IS N-BUS?

**N-BUS is the multi-device communication protocol developed entirely by NDS and compatible with CI-BUS.**

With N-BUS your energy devices are connected to each other and exchange information for more efficient on-board energy management.

The device network has many advantages, such as easy firmware updates and simplified control with one simple interface.





# NDS CONTROLLER

## Display Bus and NDS Mobile App



Display Bus TD283



NDS Mobile App

Display Bus and NDS Mobile App are the NDS controllers that allow you to manage the entire new NDS energy system.

The new generation of NDS energy devices equipped with N-BUS, such as SunControl2, can be controlled and managed via Display Bus TD283, or via NDS App (with SunControl2 in Bluetooth® version).

With the controller it is possible to monitor the status and technical parameters of all devices and the on-board energy situation. It is also possible to change the settings of each device, and if a device with Bluetooth® Master is present in the N-BUS network, it is also possible to update the firmware of all connected devices.

## MODELS SUNCONTROL2

Model	SCE 320	SCE 320B	SCE 360	SCE 360B
Ref. no.	9620008415	9620008150	9620008201	9620008406
Nominal Voltage	12V	12V	12V	12V
Module Max Power	320W	320W	360W	360W
Maximum input Voltage	30V	30V	30V	30V
Max Charging Current	20A	20A	25A	25A
MPPT System	Yes	Yes	Yes	Yes
Protection fuse	30A	30A	30A	30A
Starter battery charge	Yes	Yes	Yes	Yes
Fan	No	No	Yes	Yes
Bluetooth®	No	Yes	No	Yes
Size (mm)	151x90x48	151x90x48	151x90x48	151x90x48

# SUNCONTROL

## Charge regulators

SUNCONTROL, depending on the model, is capable of handling up to 300W in input, with a maximum charge of 18A. The microprocessor is capable of up to four charge phases, including the important phase of desulfation, which guarantees longer life to your batteries.

There are two versions of SUNCONTROL: the SC15-240 model with PWM technology and the SC300M model with MPPT technology, which maximizes the potential of the solar panel, improving its yield by up to 25%.



### Main Features

#### SC 15-240:

- PWM Technology
- Dedicated output for starter battery
- Wet, gel and AGM battery selector
- Input power up to 240 W

<b>Model</b>	SC 15-240
<b>Ref. no.</b>	9620008346
<b>Nominal Voltage</b>	12V
<b>Module Max Power</b>	240W
<b>Max Charging Current</b>	15 A
<b>Technology</b>	PWM
<b>Protection Fuse</b>	25A
<b>Starter Battery Charge</b>	YES
<b>Size(mm)</b>	103x86x50
<b>Display</b>	NO

<b>Model</b>	SC 300M
<b>Ref. no.</b>	9620008141
<b>Nominal Voltage</b>	12V
<b>Module Max Power</b>	300W
<b>Max Charging Current</b>	18 A
<b>Technology</b>	MPPT
<b>Protection Fuse</b>	25A
<b>Starter Battery Charge</b>	YES
<b>Size (mm)</b>	103x86x50
<b>Display</b>	Optional

### Main Features

#### SC 300M:

- MPPT Technology, 4 step charging curves
- Wet, gel, AGM and lithium battery selector
- Input power up 300 W



## DISPLAY

This LCD touch screen display provides a quick and easy way to view the charge status of the panels and a general indication of the status of the leisure batteries. Equipped with a 6-meter communication cable, it is directly connected to the SunControl.

DT 001 / Ref. no. 9620008552



Compatible only with:  
SC 300M

# SEARCH FOR N-BUS

To find out if the device is equipped with the new NDS communication protocol



# EVERYTHING CONNECTED BY N-BUS

Connect and control all your devices easily

N-BUS is the plug&play network for easy connection of all on-board electronic devices.

Integrated control of electronic devices in our home is a reality with home automation. We can turn on the TV, run the air conditioning, start the washing machine and much more with a simple touch on the smartphone.

N-BUS was developed with the purpose to create a practical and functional network between energy management devices, after careful studies and meticulous design. The NDS N-BUS (CI-BUS compatible) is a substantial technological upgrade that enables all devices in the NDS network to communicate with each other via standard data cable.

This type of connection allows for a continuous exchange of information between devices of different kinds connected together (battery, DC-DC, solar regulator, etc..) and makes the on-board energy system more efficient and safer, but above all, as with the most advanced home automation, the interconnection makes it possible to manage all devices in the network from a single controller.

Until now, several devices or applications were needed to manage various elements of the system. Now, with NDS controllers, everything is easy: a display or the NDS Mobile App (if there is at least one N-BUS and Bluetooth® device in the network) is enough to control the entire on-board energy system.



Display Bus TD283



NDS Mobile App

# NDS CONTROLLER FOR N-BUS

## One display for all devices

You only need one display to monitor, control and update all connected devices.

Thanks to the multi-device N-BUS network, it is no longer necessary to purchase a control display for each device, nor is it necessary to disconnect the Bluetooth® app to switch between devices.

### NDS controllers are available in two versions:

- Display Bus TD283 with wired connection for all devices with N-BUS protocol.
- NDS App for iOS and Android smartphones, if the N-BUS device to be controlled is equipped with Bluetooth®.

It is now possible to monitor and control all data from installed devices such as Power Service PSB, Suncontrol2 and Tempra lithium battery from a single interface and change the settings of different devices in the N-BUS network.

With the NDS controller you can for example: adjust the settings of the DC-DC booster PSB and set the correct charging curve, check the charging state of the leisure and starter battery, check the status of the solar panels and regulator, activate or deactivate a device and much more.

Last but not least, if there is a master device in the network (such as the Tempra lithium battery), by activating the NDS mobile app you can update all connected devices to the latest firmware release.



## N-BUS CONNECTION CABLE

### BC 03M / BC 06M / BC 10M

The connection cable for N-BUS systems allows NDS energy devices to be connected together in the same network:

- 3 m (9.84 Ft) – BC 03M / Ref. no. 9620008275
- 6 m (19.685 Ft)– BC 06M / Ref. no. 9620008462
- 10 m (32.80 Ft) – BC 10M / Ref. no. 9620008182





# IMANAGER

## Multi-battery management

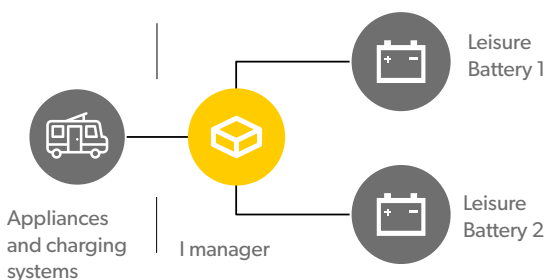
**Two leisure batteries automatic management**

**Dedicated full colour touch screen display**

**Battery state of charge accurate calculation**

IMANAGER is the innovative system that manages all the on-board batteries and energy needs. It mainly allows avoiding the connection in "permanently parallel" of leisure batteries. It manages, simultaneously or separately, up to three batteries with different technologies and amperage. It improves their efficiency and preserves their duration, thanks to the automatic battery cut-off.

The IMANAGER touchscreen displays any available information on both the accumulators charge level and the possible uses, and it allows you to manually activate or deactivate batteries by one touch, for a more customised management IMANAGER constantly monitors the voltage of its two batteries keeping into account the charge and discharge currents, decides and automatically selects the battery to be used, and aims at keeping the same level of charge to improve their performances.



### Why do you need IMANAGER?

To install two service batteries in total safety, avoiding the obsolete and not recommended parallel, requires an electronic device that manages the system. iManager permits the installation of batteries different from each other in: technology (AGM, Gel, Wet), power and date of production. Choose your batteries in total freedom, iManager takes care of the rest!



**Main Features:**

- Automatic or manual management of one or two leisure batteries, even of different technology and amperage
- Specific starter battery output, when leisure batteries are 100% charged (e.g.: storage)
- It shows the batteries charging state
- Shows charge and discharge Ampere and voltage
- Date and time visualization
- Battery switch-off automatic (below 11 V) or manual, through the touch screen
- It shows information and recommendations on the batteries management and maintenance
- Temperature monitoring during charge/discharge, for improved security
- BlackBox/Display connection available through cable (Model iM 12-150) and wireless (Model iM 12-150 W).



Sample screenshot Automatic and/or Manual

BLACKBOX		
<b>Model</b>	IM 12-150	IM 12-150 W
<b>Ref. no.</b>	9620008481	9620008179
<b>Consum. with connected batt.</b>	8 mA	22 mA
<b>Consum. with disconnected batt.</b>	4 mA	4.2 mA
<b>Functional Mode</b>	Automatic and Manual	
<b>Relays Maximum Current</b>	100A + 100A	
<b>Rated Voltage</b>	12V (9V – 18V)	
<b>Working Temperature</b>	-15°C / +65°C	
<b>Batteries Disconnection Range</b>	Voltage: 10.5V Temperature: 70°C	

DISPLAY TOUCH		
<b>Model</b>	IM 12-150	IM 12-150 W
<b>Ref. no.</b>	9620008481	9620008179
<b>Maximum Bright Consumption</b>	86 mA	90 mA
<b>Display Off Consumption</b>	38 mA	40 mA
<b>Consum. with disconnected batt.</b>	8 mA	8 mA
<b>Connection Type</b>	10 mm cable with low profile connector	Wireless
<b>Working Mode</b>	Normal and Low Consumption	
<b>Display Type</b>	TFT2.83" / 262 k colors / touchscreen	
<b>Working Temperature</b>	-10°C / +70°C	
<b>Batteries Disconnection Range</b>	Voltage: 10.5V Temperature: 70°C	

Among its multiple features, one of the most noteworthy is the automatic battery switch-off, which is activated under three different circumstances:

- When the voltage of one or both batteries is below the critical limit of 10.5 V.
- When the voltage of one or both batteries stays below 11 V for more than 15 minutes.
- When the temperature measured on one or both batteries is above the limit of 70°C.

**In this way, decreased efficiency and fatal damages are avoided.**



**TIPS**

## WHY AVOIDING THE PARALLEL CONNECTION?

When several batteries are connected in parallel, they are unlikely to reach their maximum efficiency. Moreover, the batteries need to be as similar as possible with regard to brand, model and power. The two batteries will work together as one and the deficits of one will affect the other, reducing both their performances and durability. When the parallel system experiences a fault, or a loss of efficiency, both batteries will need to be replaced.

# POWER SWITCH

## Automatic battery switch

POWER SWITCH is an automatic switch which allows managing two leisure batteries separately. Since electric consumption in camper increases, you need greater quantities of energy available.

A second leisure battery can meet this need, as it ensures a broader range although it cannot be connected in parallel in case they are not "twins" (which means identical in terms of technology, amperage, brand and production lot).

### Main Features:

- Automatic management of two batteries, also of different technology and capacity
- Automatic (below 11 V) or manual battery switch-off
- Up to 2000 W management both input and output
- Remote control provided



<b>Model</b>	PS 12-100
<b>Ref. no.</b>	9620008274
<b>Rated Voltage</b>	12 V
<b>Relays Maximum Current</b>	100 A
<b>Appliances Disconnection Voltage</b>	10.5 V
<b>Self-Consumption</b>	15 mA
<b>Display Cable Length</b>	3 m
<b>Size</b>	121x108x50 mm

# BATTERY SAVER

## Automatic battery switch-off

BATTERY SAVER is an automatic battery switch-off which constantly monitors the battery voltage, disconnecting the battery from any device in case it goes below the critical 11 V threshold.

The device thus protects the battery against any efficiency loss or fatal damage due to deep discharges. It also has a "Manual" mode button which allows disconnecting all the devices at any moment.

Therefore, a manual restart is possible or automatic reset through a charging source (e.g.: alternator, 230 V charger or solar panel).

### Main Features:

- Automatic (below 11 V) or manual battery switch-off
- Up to 1200 W management both input and output
- Operation indicator
- Automatic battery switch back on (when a charging source is available)



<b>Model</b>	BS 12-100
<b>Ref. no.</b>	9620008169
<b>Rated Voltage</b>	12 V
<b>Maximum Current</b>	100 A
<b>Appliances Disconnection Voltage</b>	10.5 V
<b>Self-Consumption</b>	4.5 mA
<b>Size</b>	121x108x50 mm

# SMART SEPARATOR

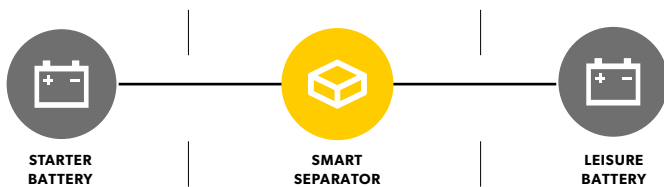
## Automatic paralleling

SMART SEPARATOR is an automatic device that allows the on-board management of a starter battery and a leisure battery.

Thanks to the integrated microprocessor, it is able to monitor automatically the voltages of the connected batteries and will perform the main function of putting the starting and the leisure battery in parallel only in the event that the first one is in a state of charge.

This function allows vehicles to recharge the leisure battery with a simple and quick installation without having to use a parallel relay controlled by an ignition switch or D+.

Another important function is the manual or automatic battery switch-off that prevents deep discharges if the leisure battery voltage drops below the critical threshold of 10.5 V.



<b>Model</b>	SS 12-100
<b>Ref. no.</b>	9620008463
<b>Rated Voltage</b>	12V
<b>Maximum Current</b>	100A
<b>Self-Consumption</b>	5 mA
<b>ON / OFF Split-Charge Relay Voltage</b>	13.3V / 12.7V
<b>ON / OFF Battery Switch-Off</b>	10.6V / 12V
<b>Size</b>	121x108x50 mm

# POWER RELAIS

## Split charge relay / isolator

POWER RELAIS is a paralleler, isolator between the engine battery and service battery compatible with all 12 V battery technologies: lead/acid (AGM, gel, wet) as well as lithium.

### Main Features:

- Maximum supported current 200 A
- D+ or ignition+ signal activation
- High conductivity contacts



<b>Model</b>	RL 12-200
<b>Ref. no.</b>	9620008193
<b>Rated Voltage</b>	12V
<b>Maximum current</b>	200A
<b>Coil power</b>	2.4 W
<b>Operate time</b>	≤10 ms
<b>Release time</b>	≤10 ms
<b>Size</b>	85x50x51 mm



# SMART-IN

The high-quality inverter

### High efficiency

### Professional components

### Integrated mains priority (IVT model)

SMART-IN inverters are remarkable for their design and quality. Designed to provide high performance, maximum safety, reliability and silent operation, important for those who install the inverter inside the recreational vehicle.

The SMART-IN family consists of two lines: modified and pure distinguished by the shape of the sine wave curve. The two product lines cover a wide range of powers from 400 W to 3000 W. Models with 24 V input voltage are also available.



### Professional connectors

Connections welded directly to the PCB with high conductivity bars prevent voltage drops and power losses, while also reducing battery consumption.



### IN/OUT IVT inverter

The standard versions have one or two output sockets, while for the models with integrated mains priority circuit (IVT), there is one output socket and one input socket (IEC), protected by a fuse, where the external mains is connected.



### Easy installation

The integrated mounting feet allow safe installation in any position. Supplied with ultra-flexible input connection cables, specific and already sized for the device.

**Main Features:**

- High efficiency up to 93%
- Low self-consumption
- Input with professional connectors
- Prepared for remote control ON/OFF
- Input and output completely isolated

**Protections:**

- Soft Start
- Protection against overload and short circuit
- Low battery alarm
- Protection against polarity inversion
- Over-temperature protection



**YOU JUST NEED A  
GOOD INVERTER  
FOR A GOOD  
COFFEE.  
SMART-IN PURE**

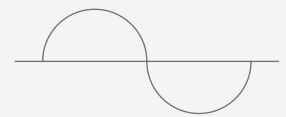
Enjoy your coffee as you would at home!



**PURE OR  
MODIFIED  
WAVE?**

**TIPS**

Smart-In Pure, with sophisticated electronics, generates a 230V output with “pure sine wave”, the same type of domestic electrical network. An essential solution for sensitive and valuable devices, such as laptop PCs, air conditioners, coffee machines. Smart-In Modified, with a relatively simpler and cheaper electronic circuit than the pure version, generates a “modified sine wave”, similar to a square wave. This series is recommended for simpler loads, such as lighting, resistive loads.. etc. Remember: The modified wave may shorten the life of your devices.



Pure sine wave



Modified sine wave

# SMART-IN MODIFIED MODIFIED SINE WAVE



Model	Ref. No.	Input Voltage	Continuous power	Peak output Power	Output voltage	Usb outputs	Size (WxDxH mm)	Cable included
<b>SM 400 UK</b>	9620013184	12V	400W	800W	230V AC	5V 2.1A	185x140x70	6 mm <sup>2</sup> length 80 cm
<b>SM 600 UK</b>	9620013177	12V	600W	1200W	230V AC	5V 2.1A	215x140x70	10 mm <sup>2</sup> length 80 cm
<b>SM 1000 UK</b>	9620013185	12V	1000W	2000W	230V AC	5V 2.1A	270x270x108	16 mm <sup>2</sup> length 80 cm
<b>SM 1500 UK</b>	9620013171	12V	1500W	3000W	230V AC	5V 2.1A	270x270x108	25 mm <sup>2</sup> length 80 cm

### 24 V

<b>SM 600-24 UK</b>	9620013182	24V	600W	1200W	230V AC	5V 2.1A	215x140x70	10 mm <sup>2</sup> length 80 cm
---------------------	------------	-----	------	-------	---------	---------	------------	---------------------------------

# SMART-IN PURE PURE SINE WAVE

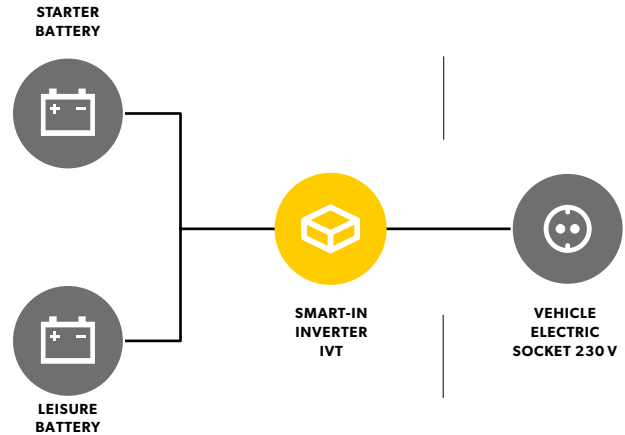


Model	Ref. No.	Input Voltage	Continuous power	Peak output Power	Output voltage	Usb outputs	Size (WxDxH mm)	Cable included
<b>SP 400 UK</b>	9620013179	12V	400W	1000W	230V AC	5V 2.1A	215x140x70	6 mm <sup>2</sup> length 80 cm
<b>SP 600 UK</b>	9620013173	12V	600W	1500W	230V AC	5V 2.1A	245x140x70	10 mm <sup>2</sup> length 80 cm
<b>SP 1000 UK</b>	9620013176	12V	1000W	3000W	230V AC	5V 2.1A	305x270x108	16 mm <sup>2</sup> length 80 cm
<b>SP 1500 UK</b>	9620013181	12V	1500W	4000W	230V AC	5V 2.1A	325x270x108	25 mm <sup>2</sup> length 80 cm
<b>SP 3000 UK</b>	9620013174	12V	3000W	8000W	230V AC	5V 2.1A	450x270x108	35 mm <sup>2</sup> length 80 cm

### 24 V

<b>SP 600-24 UK</b>	9620013183	24V	600W	1500W	230V AC	5V 2.1A	245x140x70h	10 mm <sup>2</sup> length 80 cm
<b>SP 1500-24 UK</b>	9620013186	24V	1500W	4000W	230V AC	5V 2.1A	325x270x108h	25 mm <sup>2</sup> length 80 cm
<b>SP 3000-24 UK</b>	9620013178	24V	3000W	8000W	230V AC	5V 2.1A	450x270x108h	35 mm <sup>2</sup> length 80 cm

# SMART-INPURE IVT PURE SINE WAVE WITH PRIORITY CIRCUIT



SMART-INPURE with IVT function and N-BUS is the inverter series with integrated mains priority circuit. This special function allows the automatic switching of the voltage between the inverter connected to the battery and the external grid. When the external grid is connected in the system, it has priority; when it is disconnected, the inverter supplies the 230V output socket and the entire system connected to it. The N-BUS connection allows remote control of the unit directly via the Dometic NDS | Mobile App or via the touchscreen display.



## Main Features:

- Integrated priority circuit
- Optimal management of sensitive electronic devices
- On/off control via mobile app or display

Model	Ref. No.	Input Voltage	Continuous power	Peak output Power	Output voltage	Usb outputs	Size (WxDxH mm)	Cable included
SPB 1000-I UK	9620013285	12V	1000W	3000W	230V AC	5V 2.1A	305x270x108	16 mm <sup>2</sup> length 80 cm
SPB 1500-I UK	9620013286	12V	1500W	4000W	230V AC	5V 2.1A	365x270x108	25 mm <sup>2</sup> length 80 cm
SPB 2000-I UK	9620013287	12V	2000W	6000W	230V AC	5V 2.1A	390x270x108	35 mm <sup>2</sup> length 80 cm



TIPS

## BENEFITS OF THE MAINS PRIORITY CIRCUIT

In mobile applications, the inverter often is the only solution for powering 230V devices in the vehicle, but its dimensions and power (above 1000W) make it impractical to move as required. The priority system allows the inverter to automatically power itself from the 230V mains, when available, and return to using the battery when necessary. This function makes it possible to safely connect the inverter output to the vehicle's electrical circuit, so as to always have all the sockets powered, leaving the inverter conveniently installed near the leisure battery.



# SMART-LINK

BEST WITH

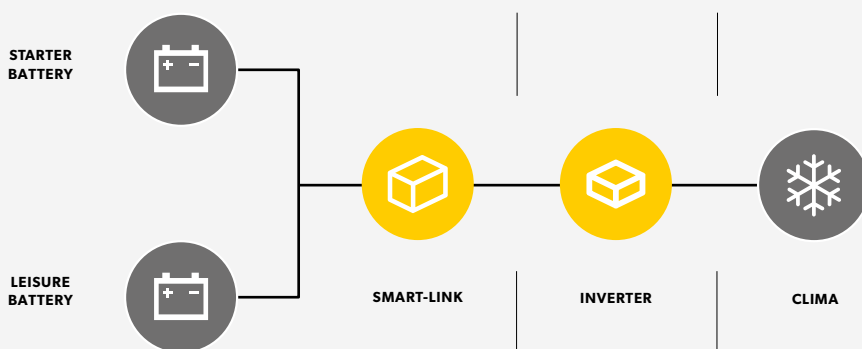
## DC Link Manager

SMART-LINK is an intelligent 12 V DC power distributor that can be installed on any system, and combined with an inverter: it allows the use of heavy loads, even when the vehicle is running, always keeping the electrical system and the batteries safe.

By connecting to SMART-LINK, inverter, starter battery and leisure battery you can use air conditioners without risk (with batteries of adequate capacity).

The device is equipped with a three-way connector to which are connected the contacts of a dedicated relay (A, B and C) that can be used, e.g. to manage air conditioners with an economy function, temporarily turning off the compressor and leaving the rest of the circuit active.

SL 12-100 / Ref. no. 9620008208



# ACCESSORIES

PLUS

## Inverter



### Remote control

Remote control for inverter. Allows to turn the inverter on and off from a distance.


RC02 / RC03 /  
Ref. no. 9620008521



### Functional connector

ON/OFF remote control adapter for inverters; connects to every remote control.

FC02 / Ref. no. 9620008438



### 4 mm<sup>2</sup>/6 mm<sup>2</sup> cables

4 mm<sup>2</sup> cables with clips, 60 cm length. 6 mm<sup>2</sup> cables with clips, 60 cm length.

BVR4 / Ref. no. 9620008350  
BVR6 / Ref. no. 9620008532



### Car light adapter

2.5 mm<sup>2</sup> cables 50 cm length, with connector.

CLB01 / Ref. no. 9620008272



# PRIORITYSWITCH

## Mains priority circuit

PRIORITYSWITCH is an intelligent system that allows the use of the inverter and batteries only when it is really necessary. It is a management system of the 230V, useful when the system has two power sources: external mains supply and an inverter connected to the battery.

By connecting the two power sources to the input of the PRIORITYSWITCH, the external mains will always have the priority.

There are two outputs, the first one to connect all loads to be used only when the mains network is present, such as air conditioners, refrigerators and other big loads; the second output, instead, is dedicated to all the accessories that can be powered either by the inverter or from the mains, for example, the 230V sockets of the vehicle.



	<b>SP 230</b>
<b>Ref. no.</b>	9620008479
<b>Voltage Input/Output</b>	230V AC / 230V AC
<b>Maximum Output Current</b>	13 A
<b>Fuse</b>	15 A
<b>Inverter Maximum Power</b>	3000W
<b>Self-consumption</b>	30 mA only grid
<b>Size</b>	145x133x55 mm





# TEMPRA

## Top-notch lithium battery

**150 Ah in a standard L5 housing  
(TLB150 TLB 150F)**

**Operational even  
at low temperatures**

**Everything under control with  
display TD283 and Mobile App**

**TEMPRA is a new-generation, top-notch LiFePO4 battery**, designed and manufactured entirely in Italy.

The TEMPRA battery has the best power-to-weight ratio on the market thanks to the new NDS HDP (high density power) cells, a concentration of power in reduced space!

Where before there were 100 Ah, now there are 150 Ah: 50% more autonomy for mobile applications. Up to 150 Ah capacity in the size of a standard L5 box (fits under the Fiat Ducato seat).

Featuring a new battery management system that allows optimal charging TEMPRA batteries can be connected to any charger, even

those designed for lead-acid batteries. The charge management, realized by the integrated DC-DC converter and Smart Balance function of the BMS ensure that the battery cells are always efficient and perform over time.

The heated versions (F models) are ready for use in extreme temperatures, down to a maximum of -30°C. These batteries can be used in all weather conditions.

The N-BUS system makes the TEMPRA battery an integral part of the NDS energy ecosystem that can be controlled via Display Bus and NDS Mobile app.

**50% more capacity same size (TLB 150)**


New NDS HDP cells, the best weight to power ratio in the category

**Compatible with any charger**

and charging source

**Operational even at low temperatures**

down to -30°C with the heated version

**Smart BMS**

for optimal battery management in any situation

**Everything under control**

with Display Bus TD283 and NDS Mobile App

**Choose the right TEMPRA model for your needs**

Model	TLB 100	TLB 100 F	TLB 120	TLB 120 F	TLB 150	TLB 150 F
Ref. no.	9620008189	9620008174	9620008477	9620008539	9620008447	9620008295
Voltage	12.8V	12.8V	12.8V	12.8V	12.8V	12.8V
Capacity	100Ah	100Ah	120Ah	120Ah	150Ah	150Ah
Max continuous discharging current	100A	100A	120A	120A	135A	135A
Max discharging current 15 min.	150A	150A	155A	155A	160A	160A
Max charging current	1C	1C	1C	1C	1C	1C
Charging temperature	-10°C / +60°C	-30°C / +60°C	-10°C / +60°C	-30°C / +60°C	-10°C / +60°C	-30°C / +60°C
Discharge temperature	-20°C / +60°C	-20°C / +60°C	-20°C / +60°C	-20°C / +60°C	-20°C / +60°C	-20°C / +60°C
Heating	No	Yes	No	Yes	No	Yes
Weight	12.7kg	12.8kg	13.4kg	13.5kg	16kg	16.1kg
Size (mm)	341x176x190	341x176x190	341x176x190	341x176x190	341x176x190	341x176x190

**With TEMPRA you can connect up to 4 batteries****COFFEE MACHINE****MICROWAVE OVEN****AIR CONDITIONER****HAIRDRYER****E-BIKE**

Relaxing at the perfect temperature thanks to the air-conditioning, enjoys a hot coffee at the touch of a button, showering and being able to dry your hair afterwards, are luxuries that you can usually only enjoy when your motorhome is connected to the mains hook-up. Not anymore, thanks to TEMPRA Lithium battery.



# NDS CONTROLLER

## Display Bus and NDS Mobile App

Devices with N-BUS protocol, such as TEMPRA lithium batteries, can be controlled via a single Display Bus (optional) or the NDS Mobile App.

Controlling TEMPRA via the Display Bus or via the NDS Mobile App is easy and intuitive, you can monitor all battery parameters,

check state of charge (SoC), charge and discharge current, health status, automatic or manual battery disconnect function, battery temperature, remaining charge or discharge time.

With Display Bus and NDS Mobile App, your entire energy system is just a click away.

Display Bus TD283



NDS Mobile App



## Benefits



### Fast charge

The TEMPRA battery accepts super-fast charges up to 1C. Simply switch on the vehicle engine for 30 minutes to ensure a day's autonomy!



### 70% less weight

The high-density HDP NDS cells with LiFePO4 technology make TEMPRA powerhouse, and the weight saving is incredible: over 70% less weight than a lead/acid battery of the same capacity!



### Heavy duty

Up to 4 hours with air conditioning on and up to 50% longer battery life than a conventional lithium battery. The TEMPRA battery withstands, without damage, heavy energy demands such as air conditioning, coffee machines, hair dryers and general inverter use.



### Zero maintenance

Chemistry and internal electronics combine to make this type of battery completely maintenance-free.



### High cycle life

The charging cycles of a lithium battery can seem almost infinite! It is possible to reach 3000 cycles with 80% depth of discharge, but avoiding excessive discharges, it can reach up to 5000!

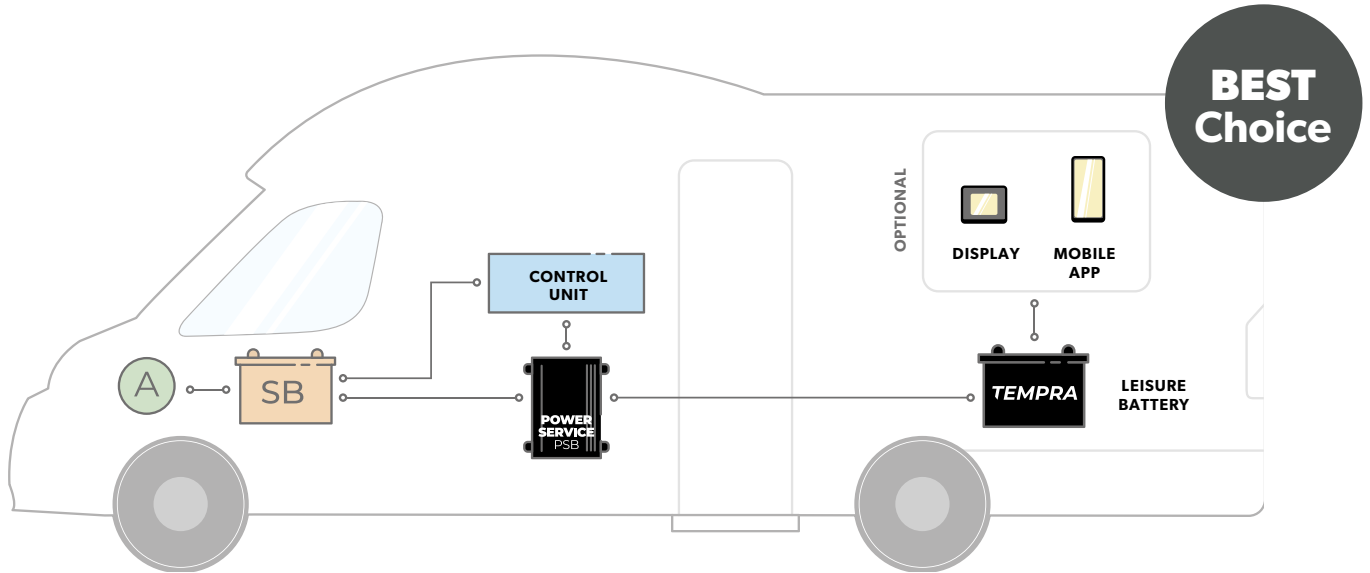


### Safe and reliable

The chemistry (LiFePO4) gives the battery an innate thermodynamic stability. Smart battery management protects the battery from incorrect charging voltages, short circuit/polarity reversal, over voltage, deep-discharge.

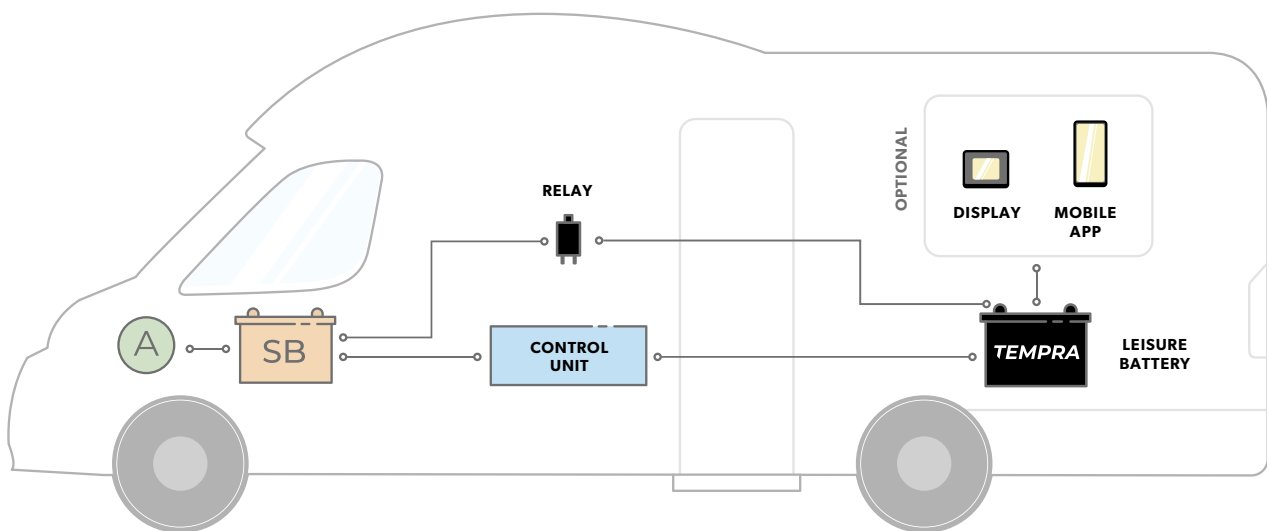
# CHOOSE THE RIGHT SOLUTION FOR YOU

## A Best solution for all types of vehicles (including EURO 6 vehicles with smart alternator)



Using Power Service as the charging system, the battery will always be charged quickly and with the correct charging parameters for each battery type: Lithium or lead/acid (AGM, gel, wet). Display TD283 and Mobile App are optional.

## B Alternative for vehicles with conventional alternator



In vehicles with conventional alternators, if a DC-DC (Best Choice) is not installed, the use of the POWER RELAIS separator relay is recommended. This creates a direct charging line from the starter battery, bypassing the vehicle's original electrical system and preserving it from any stress and damage.



# GREENPOWER

## High-performance AGM leisure battery

**40% more autonomy than with a conventional battery**

**4 – 7 years battery life, up to 1200 cycles**

**Maintenance-free battery, can be placed in any position**

Continuous research and development paved the way for the introduction of GREENPOWER, an innovative AGM (absorbent glass mat) battery with gas (VRLA recombination for use in demanding vehicle applications). GREENPOWER The "LONG LIFE" oxygen-recombination leisure battery with slow discharge.

GREENPOWER is built with special high-density lead-calcium alloy plates, which raise charge retention for a low self-discharge (Fig.1) and a high number of cycles (Fig.2). The electrolyte liquid is absorbed by its special glass mat separators, which prevent any leaks and allow to place batteries in any position and/or inclination, keeping constant efficiency. The reinforced grids of the separators ensure a higher resistance against vibrations.

### Charge retention

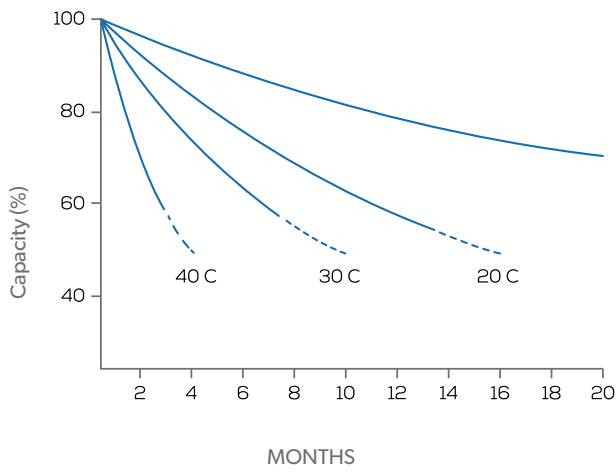


Fig. 1

### Life cycles

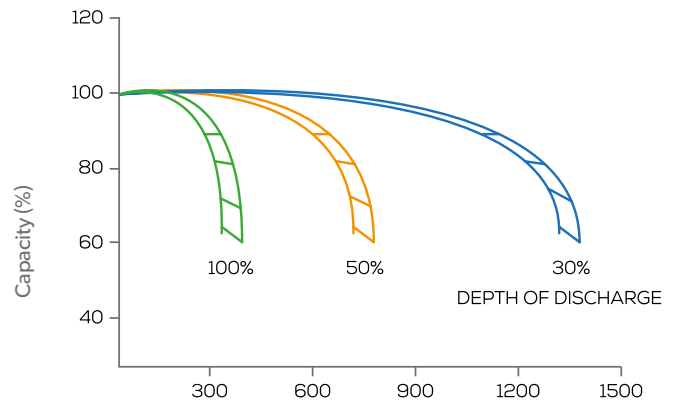


Fig. 2

The GREENPOWER VRLA (Valve regulated lead-acid) system is able to recombine the gasses generated during charge and discharge, making GREENPOWER a totally hermetic and safe battery, free of any kind of maintenance. The ABS cabinet is flame-retardant (UL 94-VO), the rust-proof terminals resist corrosion and the cover includes the VRLA safety pressure valves.

#### Battery life can be affected by several factors.

- The depth of discharge: Avoid discharging the battery beyond the maximum 11 V!
- The duration of discharge: Do not leave the battery discharged after use!
- The charging method: Provide the best and most appropriate level of charge!

GREENPOWER batteries can be charged by an alternator, an electronic charger or a solar panel, complying with the recommended parameters.

#### Charging parameters

Control use	Charging method	Charging voltage at 20°C (V/EL.)		Temperature coefficient for charging Voltage (MV/°C/EL.)	Max. charging current (approx. 100%)	Charging time at 0.1 ca temp. 20°C (in hours)		Charging temperature (°C)
		12V	6V			Flat	50% Flat	
Stand-by	Constant voltage constant current (with control on charging current)	13.5 – 13.8	6.75 – 6.90	-3.0MV/°C/EL	0.3 C	24	20	From -10°C to 60°C
Cyclic		14.4 – 14.9	7.20 – 7.45	-5MV/°C/EL	0.3 C	16	10	

Fig. 3




## Available models and technical features

Model	Ref. no.	VOLTAGE	CAPACITY (Ah)			Size (mm)			TERMINALS
		Volt	20h	10h	5h	Length	Width	Height	
<b>GP 60</b>	9620008404	12	60	55	53	260	168	214	F11
<b>GP 80</b>	9620008527	12	60	55	53	350	167	179	F11
<b>GP 80S</b>	9620008423	12	80	74	70	260	168	214	F11
<b>GP 90</b>	9620008411	12	90	83	79	306	169	214	F11
<b>GP 90B</b>	9620008380	12	90	83	79	350	166	185	F12
<b>GP 100</b>	9620008554	12	100	92	87	330	171	220	F12
<b>GP 100B</b>	9620008164	12	100	90	85	350	166	185	F12
<b>GP 120</b>	9620008492	12	120	110	105	330	171	220	F12
<b>GP 140</b>	9620008234	12	140	125	115	342	172	285	F12
<b>GP 150</b>	9620008260	12	150	137	130	485	172	242	F12
<b>GP 200</b>	9620008519	12	200	180	165	532	207	219	F12
<b>GP 210</b>	9620008310	12	210	189	175	522	238	221	F12
<b>GP 250</b>	9620008482	12	250	215	187	521	269	223	F12
<b>GP 6-235</b>	9620008549	6	235	210	195	243	187	276	F12





**BATTERIES**

			TERMINALS	
TYPE	M	Ø		
F11	6	14		
F12	8	16		
F13	5	12		
F14	6	18		
F15	8	18		

TECHNICAL SPECIFICATIONS			
HERMETIC	TEMPERATURE	CONSTRUCTION TECHNOLOGY	STANDARD
Without exhalations and acid leakage Free of maintenance <b>DO NOT OPEN</b> Inclinations MAX 90°	Stated capacity at 25°C / 3°C Operating range from -25°C / 55°C	Lead/Calcium alloy Glass matt separators ABS Case (UL 94-HB)	Compliance with the regulations IEC, JIS, EN Classified as NON HAZARDOUS





# DRIVING SUPPORT

## Reversing video systems for recreational vehicles

Driving support for caravan, motorhome and campervan drivers – we have put together a complete range of smart solutions for safe and relaxed manoeuvring. Watchful cameras and high-resolution monitors with advanced AHD technology give drivers full control of what is happening around their vehicles.

Safety requirements differ depending on the type of vehicle and the way it is used. Dometic PerfectView cameras and monitors can be flexibly combined to suit specific demands.



## CAMERAS

Professional cameras for combination with a Dometic monitor of your choice, or with an existing monitor.

Page 212 – 219



## MONITORS

Monitors with 5" or 7" screens – all with advanced digital LCD technology for high-contrast images day and night. Ready for connection of up to four cameras for complex safety solutions.

Page 220 – 222




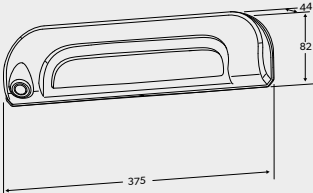
## ADAPTERS AND ACCESSORIES

Easy system configuration: A wide choice of adapters, control boxes and other smart accessories helps you create customized safety solutions for all types of vehicles.

Page 223

## Dometic PerfectView CAM35 2.0



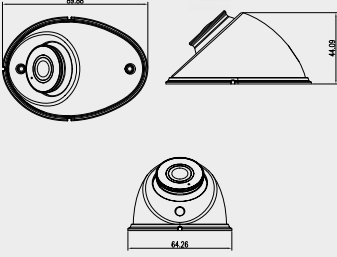
Brake light console camera with NAV adapter, 150° diagonal

 	<b>Dimensions (W x H x D)</b>	375 x 82 x 44 mm with console
	<b>Operating voltage</b>	11 to 16 V DC
	<b>Power input</b>	approx. 1 W
	<b>Picture sensor</b>	1 / 4" CMOS
	<b>Resolution</b>	345,000 pixels
	<b>Picture angle</b>	Rear view 150° diagonal, h: approx. 120°, v: approx. 90° Far view 110° diagonal, h: approx. 80°, v: approx. 50°
	<b>Light sensitivity</b>	< 1 Lux
	<b>Video standard</b>	PAL/ AHD
	<b>Operating temperature</b>	-40° C to 85° C
	<b>Colour</b>	black
	<b>Vibration resistance</b>	10 g
	<b>Weight</b>	400 g
	<b>Brightness adjustment</b>	electronic
	<b>Mirrored picture function</b>	factory-preset
<b>Type of protection</b>	IP 69K	
<b>Test mark E-certificate</b>	ECE R10	
<b>Product</b>		<b>Ref. No.</b>
PerfectView CAM35 2.0 REAR		9620012436
PerfectView CAM35 2.0 REAR NAV without connection cable		9620012437
PerfectView CAM35 2.0 TWIN		9620012438
PerfectView CAM35 2.0 TWIN NAV without connection cable		9620012439
<b>Accessories</b>		
Far view camera, upgrade set for CAM 35 2.0		9620012440
CAM35 10 m system cable		9600000137
CAM35 15 m system cable		9600001662
Adapter CAM35 2.0 NAV		9620012441



## Dometic PerfectView CAM18 / CAM18W / CAM18NAV / CAM18WNAV

Color ball camera, 140° diagonal

<p>CAM18</p>  <p>CAM18W</p>  	<b>Dimensions (W x H x D)</b>	84 x 58 x 44 mm (including holder)
	<b>Operating voltage</b>	11 to 16 V DC
	<b>Power input</b>	max. 1 W
	<b>Picture sensor</b>	1 / 3" CMOS
	<b>Resolution</b>	355,000 pixels
	<b>Picture angle</b>	140° diagonal h: approx. 90° v: approx. 70°
	<b>Light sensitivity</b>	< 1 Lux; 0 Lux with LED
	<b>Video standard</b>	PAL
	<b>Operating temperature</b>	-20 to +70 °C
	<b>Colour</b>	black / white
	<b>Vibration resistance</b>	6 g
	<b>Weight</b>	100 g
	<b>Brightness adjustment</b>	electronic
	<b>Mirrored picture function</b>	can be set
<b>Type of protection</b>	IP 69K	
<b>Test mark</b>	ECE R10	
<b>Product</b>	<b>Ref. No.</b>	
Dometic PerfectView CAM18	9600000053	
Dometic PerfectView CAM18W	9600000201	
Dometic PerfectView CAM18NAV	9600000054	
Dometic PerfectView CAM18WNAV	9600000104	

# SAFETY ASSISTANT ON BOARD

Many panel vans, caravans and motorhomes just don't have a suitable mounting surface for a camera on the rear. This is where Dometic provides a smart alternative: a tiny cylinder camera enclosed in a compact housing to be fastened on the top edge of the vehicle's

rear. The 150° wide-angle lens can be vertically aligned as required for the best possible view. Its high sensitivity to light and electronic brightness adjustment ensure sharp images that are easily visible.

## Two model versions – with console or for integration into an existing console


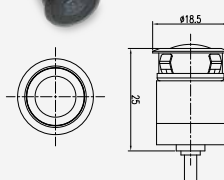

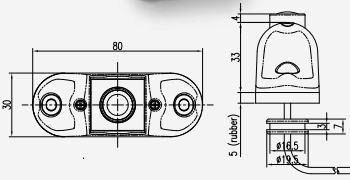
Two model versions are available. Both come with a factory preset mirrored picture function, which gives drivers the familiar rear mirror view. The CAM29S is integrated in a compact housing that can be easily fastened on the vehicle rear. Custom solution for panel vans

– ideal for tricky installation conditions. The CAM29 is designed for integration into an existing brake light console.

## Dometic PerfectView CAM29 / CAM29S

3.19

Color cylinder camera

		CAM29	CAM29S
CAM29  	<b>Dimensions (W x H x D)</b>	17 x 26 mm (Ø x T)	76 x 29 x 33 mm
	<b>Operating voltage</b>	11 to 16 V DC	
	<b>Power input</b>	approx. 1 W	
	<b>Picture sensor</b>	1 / 4" CMOS	
	<b>Resolution</b>	307,000 pixels	
	<b>Picture angle</b>	150° diagonal, h: approx. 115°, v: approx. 90°	
	<b>Light sensitivity</b>	< 1 Lux	
	<b>Video standard</b>	NTSC	
	<b>Operating temperature</b>	-20 to +70 °C	
	<b>Colour</b>	black	
CAM29S  	<b>Vibration resistance</b>	10 g	
	<b>Weight</b>	60 g	40 g
	<b>Brightness adjustment</b>	electronic	
	<b>Mirrored picture function</b>	factory-preset	
	<b>Type of protection</b>	IP 69K	
	<b>Test mark</b>	ECE R10	
	<b>Product</b>	<b>Ref. No.</b>	
	Dometic PerfectView CAM29	9600000203	
	Dometic PerfectView CAM29S	9600000199	

## Dometic PerfectView CAM44 / CAM44W / CAM44NAV / CAM44WNAV

Color twin camera

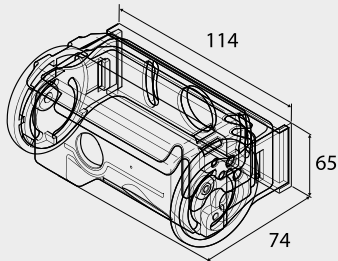
CAM 44 / CAM44NAV



CAM44W / CAM44WNAV



CAM44, black housing



<b>Dimensions (W x H x D)</b>	114 x 74 x 62 mm
<b>Operating voltage</b>	12 to 16 volts DC
<b>Power input</b>	1.2 W
<b>Picture sensor</b>	1 / 3" CMOS (close range vision), 1 / 4" CMOS (long range vision)
<b>Resolution</b>	290,000 pixels
<b>Picture angle</b>	close range vision: 140° diagonal, h: approx. 100°, v: approx. 72° long range vision: 50° diagonal, h: approx. 35°, v: approx. 28°
<b>Light sensitivity</b>	< 1 Lux; 0 with LED
<b>Video standard</b>	PAL
<b>Operating temperature</b>	-30 to 70 °C
<b>Colour</b>	silver, white or black housing
<b>Vibration resistance</b>	6 g
<b>Weight</b>	360 g
<b>Brightness adjustment</b>	electronic
<b>Mirrored picture function</b>	factory-preset
<b>Type of protection</b>	IP 68
<b>Test mark</b>	E-certificate, ISO 16750

Product	Ref. No.
Dometic PerfectView CAM44, silver	9600000043
Dometic PerfectView CAM44W, white	9600000140
Dometic PerfectView CAM44NAV, silver	9600000044
Dometic PerfectView CAM44WNAV, white	9600000141
Dometic PerfectView CAM44, black, without connection cable	9600011601

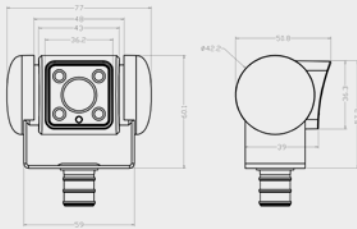
## Dometic PerfectView CAM45 / CAM45NAV / CAM45W / CAM45WNAV

Small color camera

CAM45 / CAM45NAV



CAM45W / CAM45WNAV



<b>Dimensions (W x H x D)</b>	78 x 60 x 50 mm
<b>Operating voltage</b>	11 to 16 VDC
<b>Power input</b>	1.5 W with heater
<b>Picture sensor</b>	7 / 4 "CCD
<b>Resolution</b>	250,000 pixels
<b>Picture angle</b>	120° diagonal, h: approx. 80°, v: approx. 65°
<b>Light sensitivity</b>	< 1 Lux; 0 Lux with LED
<b>Video standard</b>	PAL
<b>Operating temperature</b>	-20 to +50 °C
<b>Colour</b>	white or silver
<b>Vibration resistance</b>	10 g
<b>Weight</b>	200 g
<b>Brightness adjustment</b>	electronic
<b>Mirrored picture function</b>	can be set
<b>Type of protection</b>	IP 69K
<b>Test mark</b>	ECE R10, ISO 16750

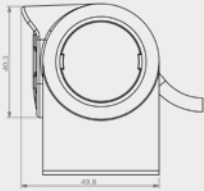
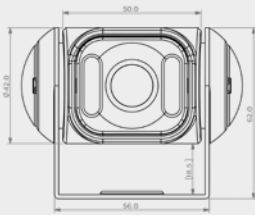
Product	Ref. No.
Dometic PerfectView CAM45	9600000523
Dometic PerfectView CAM45NAV	9600000525
Dometic PerfectView CAM45W	9600000524
Dometic PerfectView CAM45WNAV	9600000526



## Dometic PerfectView CAM55

3.19

Heavy-duty color camera, 120° diagonal



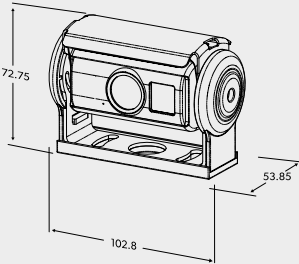


<b>Dimensions (W x H x D)</b>	80 x 50 x 62 mm (including holder)
<b>Operating voltage</b>	10 – 32 V DC
<b>Power input</b>	max. 4.1 W with heater
<b>Picture sensor</b>	1 / 4" CMOS
<b>Resolution</b>	300,000 pixels
<b>Picture angle</b>	120° diagonal, h: approx. 100°, v: approx. 70°
<b>Light sensitivity</b>	< 1 Lux; 0 Lux with LED
<b>Video standard</b>	PAL
<b>Operating temperature</b>	-30 to +70 °C
<b>Colour</b>	silver
<b>Vibration resistance</b>	10 g
<b>Weight</b>	165 g
<b>Brightness adjustment</b>	electronic
<b>Mirrored picture function</b>	can be set
<b>Type of protection</b>	IP 69K
<b>Test mark E-certificate</b>	ECE R10, ISO 16750
<b>Product</b>	<b>Ref. No.</b>
Dometic PerfectView CAM55	9600000555

## Dometic PerfectView CAM80AHD

3.19


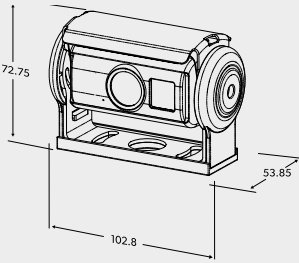
Small color shutter AHD camera, 120° diagonal

  	<b>Dimensions (W x H x D)</b>	106 x 68 x 54 mm (including holder)
	<b>Operating voltage</b>	11 to 16 V DC
	<b>Power input</b>	1.8 W with heater
	<b>Picture sensor</b>	1 / 2.9" CMOS
	<b>Resolution</b>	2,000,000 pixels
	<b>Picture angle</b>	125° diagonal, h: approx. 110°, v: approx. 60°
	<b>Light sensitivity</b>	< 0.5 Lux; 0 Lux with LED + motorized IR cut filter
	<b>Video standard</b>	PAL
	<b>Operating temperature</b>	-30 to +70 °C
	<b>Colour</b>	silver
	<b>Vibration resistance</b>	6 g
	<b>Weight</b>	350 g
	<b>Brightness adjustment</b>	electronic
	<b>Mirrored picture function</b>	can be set
<b>Type of protection</b>	IP 69K	
<b>Test mark E-certificate</b>	E-certificate, ISO 16750	
<b>Product</b>	<b>Ref. No.</b>	
Dometic PerfectView CAM80AHD	9600012923	
Note: To use the CAM 80 AHD, you need an AHD-capable monitor.		

## Dometic PerfectView CAM80CM / CAM80NTSC

3.19


Small color shutter camera, 145° diagonal

 	<b>Dimensions (W x H x D)</b>	106 x 68 x 54 mm (including holder)
	<b>Operating voltage</b>	11 to 16 V DC
	<b>Power input</b>	1.8 W with heater
	<b>Picture sensor</b>	1 / 3" CCD
	<b>Resolution</b>	270,000 pixels
	<b>Picture angle</b>	145° diagonal, h: approx. 100°, v: approx. 72°
	<b>Light sensitivity</b>	< 0.5 Lux; 0 Lux with LED
	<b>Video standard</b>	PAL / NTSC
	<b>Operating temperature</b>	-20 to +65 °C
	<b>Colour</b>	silver
	<b>Vibration resistance</b>	6 g
	<b>Weight</b>	350 g
	<b>Brightness adjustment</b>	electronic
	<b>Mirrored picture function</b>	can be set
<b>Type of protection</b>	IP 68	
<b>Test mark E-certificate</b>	ECE R10, ISO 16750	
<b>Product</b>	<b>Ref. No.</b>	
Dometic PerfectView CAM80CM	9600000049	
Dometic PerfectView CAM80NTSC	9600000198	

## Dometic PerfectView CAM360AHD

3.19

All-around view system with four cameras

	<b>Dimensions (W x H x D)</b>	50 x 33 x 27 mm
	<b>Picture sensor</b>	1 / 3" CMOS
	<b>Resolution</b>	1 Mio pixels
	<b>Picture angle</b>	180°
	<b>Light sensitivity</b>	0.1 Lux
	<b>Video standard PAL</b>	AHD / NTSC switchable
	<b>Operating temperature</b>	-20 to +75 °C
	<b>Colour</b>	silver
	<b>Vibration resistance</b>	10 g
	<b>Weight</b>	70 g
	<b>Brightness adjustment</b>	electronic
	<b>Type of protection</b>	IP69k
	<b>Test mark</b>	E-certificate
<b>Quality features</b>	Around view monitoring system with four cameras to create a 360° observation area around a vehicle. The system is equipped with a RCA connector (A / V) to fit to devices with an A / V Input.	
<b>Product</b>		<b>Ref. No.</b>
Dometic PerfectView CAM360AHD		9600026540
<b>Accessory /</b>		
Calibration set, 4 mats		9600000513
Calibration set, 2 mats		9600028360

# MONITORS

## Super-flat monitors with brilliant image quality

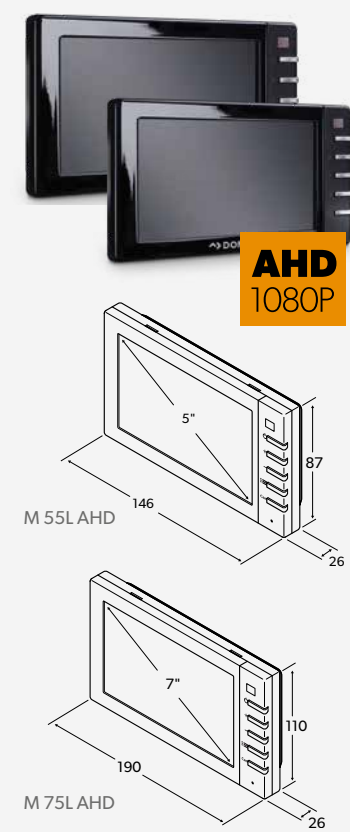
Flat, compact and comfortable to use: Dometic PerfectView monitors are available in two different sizes – with 5" or 7" screen diagonals. Our models with state-of-the-art AHD video technology (Analogue High Definition) provide high-resolution images day and night.

Flat, compact and easy to adjust: a PerfectView monitor is the ideal teammate for your reversing camera. You can easily connect more cameras – up to four, depending on the model. Some models are designed and certified for professional use.

### Dometic PerfectView M 55L AHD / M 75L AHD

3.19

Digital 5" or 7" LCD monitor with AHD technology


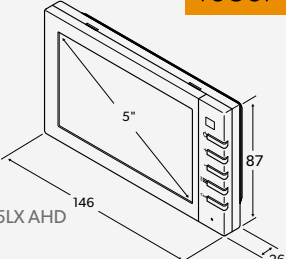
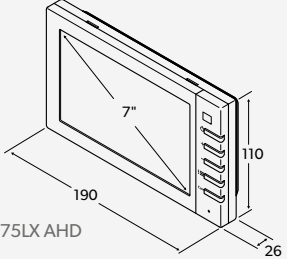
	M 55L AHD	M 75L AHD	
 <p>M 55L AHD</p> <p>M 75L AHD</p>	<b>Dimensions (W x H x D)</b>	146 x 87 x 26 mm	190 x 110 x 26 mm
	<b>Diagonal screen dimension</b>	5" / 127 mm	7" / 178 mm
	<b>Operating voltage</b>	11 to 30 V DC	11 to 30 V DC
	<b>Power input</b>	8 W	8 W
	<b>Resolution</b>	384,000 pixels, supporting AHD feature	600,000 pixels
	<b>Video standard</b>	PAL / NTSC auto	PAL / NTSC auto
	<b>Operating temperature</b>	-20 to +70 °C	-20 to +70 °C
	<b>Vibration resistance</b>	6 g	6 g
	<b>Weight</b>	350 g	400 g
	<b>Brightness</b>	350 cd / m <sup>2</sup>	up to 600 cd / m <sup>2</sup>
	<b>Dimmer</b>	automatic via LDR	automatic via LDR
	<b>Camera inputs</b>	2 + 1 with signal recognition	2 + 1 with signal recognition
	<b>Mirrored picture function</b>	can be set	can be set
	<b>Test mark</b>	ECE R10, ISO 16750	ECE R10, ISO 16750
<b>Quality features</b>	Switches on automatically or manually, automatic day / night switching, normal or mirrored picture function, picture settings can be saved for each camera, loudspeaker, LED background illumination		
<b>Product</b>	<b>Ref. No.</b>		
Dometic PerfectView M 55L AHD	9600012882		
Dometic PerfectView M 75L AHD	9600012898		



## Dometic PerfectView M 55LX AHD / M 75LX AHD

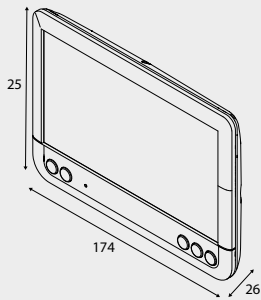
3.19

Heavy-duty 5" or 7" LCD monitor with AHD technology

	M 55LX AHD	M 75LX AHD	
  <p>M 55LX AHD</p>  <p>M 75LX AHD</p>	<b>Dimensions (W x H x D)</b> 146 x 87 x 26 mm	<b>Dimensions (W x H x D)</b> 190 x 110 x 26 mm	
	<b>Diagonal screen dimension</b>	5" / 127 mm	7" / 178 mm
	<b>Operating voltage</b>	11 to 30 V DC	11 to 30 V DC
	<b>Power input</b>	8 W	8 W
	<b>Resolution</b>	384,000 pixels, supporting AHD feature	614,000 pixels
	<b>Video standard</b>	PAL / NTSC auto	PAL / NTSC auto
	<b>Operating temperature</b>	-20 to +70 °C	-20 to +70 °C
	<b>Vibration resistance</b>	6 g	6 g
	<b>Weight</b>	350 g	400 g
	<b>Brightness cd / m<sup>2</sup></b>	400 cd / m <sup>2</sup>	400 cd / m <sup>2</sup>
	<b>Dimmer</b>	automatic via LDR	automatic via LDR
	<b>Camera inputs</b>	3 + 1 with signal recognition	3 + 1 with signal recognition
	<b>Mirrored picture function</b>	can be set	can be set
	<b>Test mark</b>	ECE R10, ISO 16750	ECE R10, ISO 16750
	<b>Quality features</b>	Incl. adjustable distance marks and detachable sun shield, switches on automatically or manually, automatic day / night switching, normal or mirrored picture function, picture settings can be saved for each camera, loudspeaker, LED background illumination	
<b>Product</b>	<b>Ref. No.</b>		
Dometic PerfectView M 55LX AHD	9600012883		
Dometic PerfectView M 75LX AHD	9600012899		

## Dometic PerfectView M 71L

Digital 7" LCD monitor




<b>Dimensions (W x H x D)</b>	175 x 126 x 26 mm
<b>Diagonal screen dimension</b>	7" / 178 mm (visible picture), 16:9
<b>Operating voltage</b>	11 to 16 V DC
<b>Power input</b>	8 W
<b>Resolution</b>	384,000 pixels
<b>Video standard</b>	PAL / NTSC auto
<b>Operating temperature</b>	-20 to +70 °C
<b>Vibration resistance</b>	5 g
<b>Weight</b>	400 g
<b>Brightness</b>	400 cd / m <sup>2</sup>
<b>Camera inputs</b>	3
<b>Mirrored picture function</b>	can be set
<b>Test mark</b>	ECE R10
<b>Quality features</b>	<ul style="list-style-type: none"> <li>• Digital LCD technology with LED backlighting achieves top image quality – day and night!</li> <li>• Automatic dimming function enhances comfort and convenience</li> <li>• Four camera inputs, of which three cameras can be activated by external signals</li> <li>• Image settings can be saved separately for each camera input</li> <li>• Optional mirror function gives you a familiar rear mirror view</li> </ul>

Product	Ref. No.
Dometic PerfectView M 71L	9600011060







## Dometic PerfectView AMP 50

Control box to connect cameras to devices with RCA video input

	<b>Quality features</b> <ul style="list-style-type: none"> <li>• Enhance your multimedia display with rear view functionality</li> <li>• Perfect for retrofitting a rear view camera</li> <li>• Automatic operation with reverse gear trigger input and video trigger output</li> </ul>				
	<table border="1"> <thead> <tr> <th>Produkt</th> <th>Art.-Nr.</th> </tr> </thead> <tbody> <tr> <td>Dometic PerfectView AMP 50</td> <td>9620006639</td> </tr> </tbody> </table>	Produkt	Art.-Nr.	Dometic PerfectView AMP 50	9620006639
	Produkt	Art.-Nr.			
Dometic PerfectView AMP 50	9620006639				

## Dometic cables and adapters

SYSTEM AND EXTENSION CABLES, LIGHT-DUTY DESIGN		MONITOR CABLE FOR DEVICES WITH RCA CONNECTOR		CAMERA / DISPLAY CABLE FOR NON-DOMETIC MONITORS AND NAVIGATION SYSTEMS		CAMERA ADAPTER FOR NAVIGATION SYSTEMS WITH RCA	
 <ul style="list-style-type: none"> <li>• 6-pin screw connector, water-proof</li> <li>• Light-duty design</li> </ul>		 <ul style="list-style-type: none"> <li>• Adapter needed for connection PerfectView monitors</li> </ul>		 <ul style="list-style-type: none"> <li>• For connecting Dometic PerfectView rear-view cameras to non-Dometic multimedia displays and navigation systems with RCA input</li> <li>• Universal adaptor with nearly no restrictions</li> <li>• Compatible with Dometic PerfectView camera models except Shutter cameras</li> </ul>		 <ul style="list-style-type: none"> <li>• Plug-and-play connection of dome cameras for interior surveillance</li> <li>• Cost-saving solution, simply use the monitor of an existing navigation system</li> <li>• Tailor-made design – fits the RCA cinch input of navigation systems</li> </ul>	
Product	Ref. No.	Product	Ref. No.	Product	Ref. No.	Product	Ref. No.
5 m	9600000206	RV-ADAPT7	9600000217	RV-RV-ADAPT5	9102200047	RV-ADAPT-RCA	9103555990
10 m	9600000207						
20 m	9600000208						



# DOMETIC SANITATION SYSTEMS

**Space-saving and easy to install**

Dometic has been on board with renowned OEMs and vehicle outfitters for many years with its innovative sanitation systems. Today, we offer a hand-picked collection of toilets for a vast variety of applications – from motorhomes, caravans and campervans to mobile offices and horse trailers with living quarters. Well planned, space-saving concepts guarantee fast and hassle-free installation. High-quality, durable materials set new standards in terms of comfort and hygiene.

Whichever sanitation technology you prefer for your project, Dometic offers a state-of-the-art solution. You can use a compact portable model, or opt for a smart cassette toilet that easily adapts to even the most tricky bathroom layout with its 90° revolving seat.

Cleaning products such as vacuum cleaners, sweep inlet valves and practical tab cleaners for the waste holding tank add the finishing touch to our sanitation range.





## TOILETS

Compact portable toilets with full-size seat and powerful push-button flush. Cassette toilets with 90° revolving seat and scratch-resistant ceramic inlay. Simply choose the toilet system to suit your project!

Page 226 - 227



## CLEANING ACCESSORIES

Get rid of that dirt with smart Dometic products: perfectly mobile wet/dry vacuum cleaner, neatly integrated central vacuum cleaning system, practical sweep inlet valve.

Page 228 - 229



## HYGIENE ACCESSORIES

Perfect hygiene for the smallest room on board: practical tab cleaners for the waste holding tank. Pre-dosed for convenient dosing. No mess, no excess!

Page 230





Homelike comfort in the smallest of space: the portable toilets in the Dometic 9-series are ideal for smaller vehicles due to their compact design and light weight. The easy-to-use push-button technology gives a powerful 360° pressure flush for effective cleaning and perfect

hygiene. A well-engineered disposal system, featuring an extra-long pivoting spout and vent openings, ensures clean and splash-free discharge. Available in two sizes – with a waste holding tank capacity of 9.8 or 18.9 litres.

## Dometic 972 / 976

7.01


Portable toilet, white and grey

		972	976
 <p>972</p>	<b>Flush water tank capacity</b>	8.7 litres	8.7 litres
	<b>Waste tank capacity</b>	9.8 litres	18.9 litres
	<b>Material</b>	ABS	ABS
	<b>Colour</b>	White / grey	White / grey
	<b>Dimensions (W x H x D)</b>	334 x 318 x 387 mm	334 x 387 x 387 mm
	<b>Weight</b>	4.68 kg	5.00 kg
	<b>Quality features</b>	<ul style="list-style-type: none"> <li>• High-strength ABS construction withstands harsh environments.</li> <li>• Smooth, easy-to-clean finish.</li> <li>• Prismatic tank level indicator allows easy tank level monitoring.</li> <li>• Push-button flush clears bowl instantly. Full-size seat for comfort.</li> <li>• Latching lid for security.</li> </ul>	
 <p>976</p>	<b>Product</b>	<b>Ref. No.</b>	
	Dometic 972	9108557679	
	Dometic 976	9108557681	
	<b>/ Accessories for Dometic 970 series</b>		
Dometic 970-FK, fixing kit for Dometic 970 series toilets	9108559158		

## Dometic CTS 4110

7.01


Cassette toilet with ceramic inlay

	<b>Waste water tank capacity</b>	19 litres
	<b>Colour</b>	White
	<b>Dimensions (W x H x D)</b>	382 x 672 x 530 mm
	<b>Weight</b>	12.0 kg
	<b>Voltage</b>	12 V DC
	<b>Power input</b>	max. 5 A for external pump
	<b>Quality features</b>	The scratch-resistant ceramic inlay that stays that way. It is 30% lighter than purely ceramic toilets. The optimised vacuum breaker increases flushing power. An anatomically respectful design. Seat adjustable by up to 90° in both directions to accommodate space. Simple and accessible control panel.
<b>Product</b>		<b>Ref. No.</b>
Dometic CTS 4110		9107100630
<b>/ Accessories</b>		
Dometic SK 5, Service Hatch, 360 x 310 mm		9104100202

## Dometic CTW 4110

7.01


Cassette toilet with ceramic inlay and integrated flush water tank


	<b>Waste water tank capacity</b>	19 litres
	<b>Flush water tank capacity</b>	7 litres
	<b>Colour</b>	White
	<b>Dimensions (W x H x D)</b>	382 x 672 x 530 mm
	<b>Weight</b>	12.5 kg
	<b>Voltage</b>	12 V DC
	<b>Power input</b>	max. 5 A for external pump
<b>Quality features</b>	The scratch-resistant ceramic inlay is also easy to clean. It is 30% lighter than purely ceramic toilets. The optimised vacuum breaker increases flushing power. An anatomically respectful design. Seat adjustable by up to 90° in both directions to accommodate space. Simple and accessible control panel. Integrated flush tank (7 l)	
<b>Product</b>		<b>Ref. No.</b>
Dometic CTW 4110		9107100629
<b>/ Accessories</b>		
Dometic SK 5, Service Hatch, 360 x 310 mm		9104100202

## Dometic Renew Kit

7.01

Replacement set for CT 4000 series toilet

	Revitalise Dometic CT 4000 series toilets with this easy to change replacement set.	
	<ul style="list-style-type: none"> <li>• Easy to change replacements for all vital parts of Dometic CT 4000 toilets</li> <li>• Provides a clean, hygienic toilet and peace of mind</li> <li>• Low-cost solution for customers wishing to avoid buying a new toilet</li> </ul>	
<b>Product</b>		<b>Ref. No.</b>
Dometic Renew Kit		9600000458



# CLEANING ACCESSORIES

Smart products that make cleaning a pleasure

Dometic has put together a complete range of products that makes cleaning a pleasure – with sparkling results! It includes a cordless, battery powered wet/dry vacuum cleaner that reaches every corner of the vehicle and a neatly integrated central vacuum cleaning system. Plus, a collection of specially formulated tab cleaners for the waste holding tank.

All of these products let your customers enjoy their journey in nice and neat surroundings, and maintain the value of their precious equipment for many years to come.

## Dometic PowerVac PV 100

7.04


Vacuum cleaner

	<b>Motor</b>	12 V DC, 28,000 rpm
	<b>Battery</b>	12 V DC, 2.6 Ah
	<b>Operating time</b>	up to 18 min ±10%
	<b>Recharge time</b>	10–14 h (automatic switch-off)
	<b>Operating temperature</b>	0°C to +40°C
	<b>Power input</b>	approx. 90 watts
	<b>Vacuuming performance</b>	approx. 400 mm water column (±10%)
	<b>Capacity</b>	3.8 litres
	<b>Dimensions (W x H x D)</b>	270 x 320 x 198 mm
	<b>Weight</b>	2.10 kg
<b>Quality Features</b>	Convenient battery vacuum cleaner for use in vehicles or at home. Maximum mobility with a rechargeable 12 V battery. This vacuum cleaner cleans wet or dry dirt. Can be recharged from 12 and 230 V. Easy to clean dust container and fabric filter.	
<b>Scope of delivery</b>	Vacuum cleaner, hose, attachments for upholstery, rugs and narrow gaps, carrying strap, mains adapter, 12-volt charging cable, operating instructions	
<b>Product</b>	<b>Ref. No.</b>	
Dometic PowerVac PV 100	960000348	

## Dometic CV 1004

7.04


Vacuum cleaner system

	<b>Power Input</b>	1100 W
	<b>Input voltage</b>	230 V
	<b>Suction power</b>	2500 mm (water column)
	<b>Dimensions (W x H x D)</b>	298 x 171 x 175 mm
	<b>Quality Features</b>	Compact dimensions allow integration into available cavities, saving valuable space. Powerful enough to extract tough dirt from every nook and cranny. Automatic on and off upon hose engagement or disengagement saves space, too. Long hose (12 m) and two ports ensure no dirt or dust can escape your reach. Compact vacuum unit dimensions conserve space
<b>Product</b>		<b>Ref. No.</b>
Dometic CV 1004		9103501126
<b>/ Accessories</b>		
Vacuum cleaner bags for CV 1004 (5 pieces)		9103501128

## Dometic Brush & Stow

7.03

Toilet cleaning brush

	<b>Quality Features</b>	<ul style="list-style-type: none"> <li>• Small brush head – custom designed for compact travel toilets</li> <li>• Wall mounted container for a secure hold during the journey</li> <li>• Push-release for non-contact brush head replacement</li> </ul>
	<b>Product</b>	
	<b>Ref. No.</b>	
Dometic Brush & Stow		9600005999
Dometic Brush & Stow spare brush set		9600010209

# TOILET TANK CARE

Pre-dosed tabs for convenient handling – no mess, no excess



Standard sanitation fluids add unnecessary weight onboard, and it's easy to spill or use too much. Our highly effective sanitation tabs are much lighter than a bottle and take up minimal storage space. The hands stay clean and there is no more experimenting as the optimum amount always ends up in the tank rather than on your hands or the floor.

Highly-effective tab cleaners for the waste holding tank break down waste into liquid and prevent unpleasant odours – available in a blue or green version.

## Dometic PowerCare Tabs

7.03



Sanitation additive for waste holding tanks, 20 tabs

	<p><b>Quality Features</b></p> <ul style="list-style-type: none"> <li>• Clean handling – no spills, no mess</li> <li>• The dose is pre-measured – preventing overdose and waste</li> <li>• Resealable doypack containing 20 tabs for space-saving storage</li> <li>• New scent</li> <li>• Fast breakdown of waste prevents unpleasant odors</li> <li>• Ready to use tabs in a soluble film</li> <li>• Lighter in weight and less cumbersome than liquids</li> </ul>				
	<p> <b>DANGER</b> – Causes serious eye damage. Very toxic to aquatic life with long lasting effects.</p>				
<table border="1"> <thead> <tr> <th>Product</th> <th>Ref. No.</th> </tr> </thead> <tbody> <tr> <td>Dometic PowerCare Tabs</td> <td>9620006733</td> </tr> </tbody> </table>		Product	Ref. No.	Dometic PowerCare Tabs	9620006733
Product	Ref. No.				
Dometic PowerCare Tabs	9620006733				

## Dometic GreenCare Tabs

7.03

Sanitation additive for waste holding tanks, 16 tabs

	<p><b>Quality Features</b></p> <ul style="list-style-type: none"> <li>• An environmentally friendly toilet tab that doesn't cost the earth</li> <li>• The dose is pre-measured – preventing overdose and waste</li> <li>• Clean handling – no spills, no mess</li> <li>• Resealable doypack containing 16 tabs for space-saving storage</li> <li>• Fast breakdown of waste prevents unpleasant odors</li> <li>• Ready to use tabs in a soluble film</li> <li>• Lighter in weight and less cumbersome than liquids</li> </ul>				
	<p> <b>WARNING</b> – Causes serious eye irritation.</p>				
<table border="1"> <thead> <tr> <th>Product</th> <th>Ref. No.</th> </tr> </thead> <tbody> <tr> <td>Dometic GreenCare Tabs</td> <td>9620006734</td> </tr> </tbody> </table>		Product	Ref. No.	Dometic GreenCare Tabs	9620006734
Product	Ref. No.				
Dometic GreenCare Tabs	9620006734				



**AUSTRALIA****Dometic Australia Pty. Ltd.**

1 John Duncan Court  
Varsity Lakes QLD 4227  
Tel +61 7 55076000  
Fax +61 7 55076001  
Mail sales@dometic.com.au

**AUSTRIA & CZECH REPUBLIC****Dometic Austria GmbH**

Neudorferstrasse 108  
A-2353 Guntramsdorf  
Tel +43 2236 908070  
Mail info@dometic.at

**DENMARK****Dometic Denmark A/S**

Nordensvej 15, Taulov  
DK-7000 Fredericia  
Tel +45 75585966  
Mail info@dometic.dk

**FINLAND****Dometic Finland OY**

Valimotie 15 A 1  
FIN-00380 Helsinki  
Tel +358 20 7413220  
Mail myynti@dometic.fi

**FRANCE****Dometic SAS**

6 Avenue du Poteau, Batiment B1  
F-60300 Chamant  
Tel +33 3 44633500  
Mail info@dometic.fr

**GERMANY****Dometic Germany GmbH**

Hollefeldstraße 63  
D-48282 Emsdetten  
Tel +49 (0) 2572 879-0  
Mail kontakt@dometic.de

**HONG KONG****Dometic Asia Co., Limited**

Unit 1202-07, Level 12,  
Tower 1, Grand Century Place,  
193 Prince Edward Road West,  
Mongkok, Kowloon,  
Hong Kong  
Tel +852 2456 5199  
Fax +852 2466 5553  
Mail info.ap@dometic.com

**HUNGARY****Dometic Zrt.**

Gizella ut 42-44.  
1143 Budapest  
Tel +36 1 468 4400  
Fax +36 1 468 4401  
Mail budapest@dometic.hu

**ITALY****Dometic Italy S.r.l.**

Via Virgilio 3  
I-47122 Forlì (FC)  
Tel +39 0543 754901  
Fax +39 0543 754983  
Mail vendite@dometic.it

**JAPAN****Dometic KK**

Maekawa-Shibaura, Bldg. 2  
2-13-9 Shibaura Minato-ku  
Tokyo 108-0023  
Tel +81 3 5445 3333  
Fax +81 3 5445 3339  
Mail info@dometic.jp

**MEXICO****Dometic Mx, S. de R. L. de C. V.**

Circuito Médicos No. 6 Local 1  
Colonia Ciudad Satélite  
CP 53100 Naucalpan de Juárez  
Estado de México  
Tel +5255 5374 4106  
Fax +52 55 5393 4683  
Mail info@dometic.com.mx

**NETHERLANDS & BELGIUM****Dometic Benelux B.V.**

Innovatiepark 12  
NL-4906 AA Oosterhout  
Tel NL +31 76 5029000  
Tel BE +32 (0) 23598040  
Fax +31 76 5029 090  
Mail sales@dometic.nl  
sales@dometic.be

**NEW ZEALAND****Dometic New Zealand Ltd.**

PO Box 12011  
Penrose 1642, Auckland  
Tel +64 9 622 1490  
Fax +64 9 622 1573  
Mail customerservices@dometic.co.nz

**NORWAY****Dometic Norway AS**

Elveveien 30B  
N - 3262 Larvik  
Tel +47 33 42 84 50  
Fax +47 33 428 459  
Mail info@dometic.no

**POLAND****Dometic Poland Sp. z o.o**

UL. Puławska 435A  
PL 02-801 Warszawa  
Tel +48 22 414 32 00  
Mail info@dometic.pl

**PORTUGAL****Dometic Spain, S.L.**

Branch Office Portugal  
Rot. de São Gonçalo nº 1– Esc. 12  
2775-399 Carcavelos  
Tel +351 219 244 173  
Mail info@dometic.pt

**SINGAPORE****Dometic Pte Ltd**

18 Boon Lay Way  
06-141, Trade Hub 21  
609966 Singapore  
Tel +65 6795 3177  
Fax +65 6862 6620  
Mail dometic@dometic.com.sg

**SLOVAKIA****Dometic Slovakia s.r.o.**

Sales Office Bratislava  
Nádražná 34/A  
900 28 Ivanka pri Dunaji  
Tel +421 2 45 529 680  
Fax +421 2 45 529 680  
Mail bratislava@dometic.com

**SOUTH AFRICA****Dometic (Pty) Ltd.**

Aramex Building  
2 Avalon Road, West Lake View  
Ext 11, Modderfontein  
P.O Box 2562  
2008 Bedfordview, South Africa  
Tel +27 873 530 381/2/3/4  
Mail info@dometic.co.za

**SPAIN****Dometic Spain, S.L.**

Avda. Sierra del Guadarrama, 16  
E-28691 Villanueva de la Cañada  
Madrid  
Tel +34 91 833 60 89  
Mail info@dometic.es

**SWEDEN****Dometic Scandinavia AB**

Gustaf Melins Gata 7  
SE-421 31 Västra Frölunda  
Tel +46 31 7341100  
Mail info@dometic.se

**SWITZERLAND****Dometic Switzerland AG**

Riedackerstrasse 7a  
CH-8153 Rümlang  
Tel +41 44 8187171  
Mail info@dometic.ch

**UNITED ARAB EMIRATES****Dometic Middle East FZCO**

P.O. Box 17860  
S-D 6, Jebel Ali Freezone  
Dubai  
Tel +971 4 883 3858  
Fax +971 4 883 3868  
Mail info@dometic.ae

**UNITED KINGDOM****Dometic UK Ltd.**

Dometic House, The Brewery,  
Blandford St. Mary  
Dorset DT11 9LS  
Tel +44 344 626 0133  
Fax +44 344 626 0143  
Mail sales@dometic.co.uk

**USA****Dometic RV Division**

5155 Verdant Drive  
Elkhart, Indiana 46516, USA  
Tel +1 574-264-2131

We distribute our products in around 100 markets. Please ask for your contact point if not listed here, or check our website [dometic.com](http://dometic.com)

